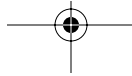
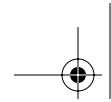




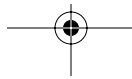
Index

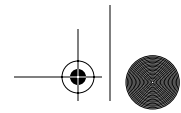
- 100-name portfolios, creation, 268–269
125 LTV programs, 114
- A credit borrowers, 112
A prime borrowers, 112
Aaa CDO tranches, downgrades, 464
Abbey National sales, 381
Absolute default rate, 280
Absolute prepayment speed (ABS), 138
Account receivable analysis, 57
Activity levels, gauging. *See* Collateralized debt obligations
Adjustable rate mortgage (ARM), 104–105. *See also* Hybrid ARM
Advance rate
 increase, 207
 level, 209–210
 limiting impact, 10
Advance rates. *See* Market value CDOs
 conservative aspects, 213–214
 evidence, 214
 definition, 203
 derivation, 212–214
AFC. *See* Available funds cap
After-default cash flow. *See* Assets
 distribution, 357
 indication, 352
 insufficiency, 357
 optionalities, 359
 present value, 369
 risk, 358
After-default spread, 94
After-default yield, 81–82
Agency CMOs, 110
Agency passthroughs, 107
Aggregate default curve, calculation, 180
Aircraft ABS
 characteristics, 143
 enhancement levels (setting), rating agency (impact), 145
Aircraft deals, collateral, 143
Aircraft financing, rating agency stress, 144
Aircraft lease-backed securities, 135, 142–145
 servicing, 144–145
 defaults, 144
 enhancement levels, 145
Aircraft leases, 7
Aircraft leasing, 143–144
Allied Waste, 439
Alternative loans, 139
Alternative-A DTI guidelines, 119
Alternative-A loans, 112–113
 documentation, importance, 119–120
Alternative-A mortgages, 114
American Express, 135
Amortization
 phase, 405
 ranking, 82
Annual default rates, 159
Annual financial statements, 57
Annual rating migration, 462
Antczak, Stephen, 237
Arbitrage. *See* Collateralized debt obligations arbitrage
 improvement, 420
 issuance patterns. *See* Collateralized bond obligation arbitrage; Collateralized loan obligations
 usage, 9
Arbitrage CDO, 259



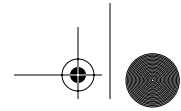


- Arbitrage synthetic CDOs, 233
Argentina, settlement, 222
ARM. *See* Adjustable rate mortgage
Arner, Roger, 62, 86
Asian corporate bonds, backing. *See*
Collateralized debt obligations
Asset par, definition, 12
Asset-based middle market loans, 92–93
Asset-based securities (ABSs), 14, 103.
See also Nonmortgage ABS
rating, 18, 245
usage, 5
Assets
adjusted market value, 209
after-default cash flow, 12
allocations, 294
closure, 54
data, usage. *See* Historic asset data
default correlation, 175
liquidation, 210, 212
manager, 15
impact. *See* Diversification
motivation, 9
market value, 377
negative convexity. *See* Structured finance
paydown schedule, 415
quality, guide, 24–26
sale, 62
seller, 15
motivation, 9
types, 205
usage, 5–7
Aurora, Devi, 66, 266
Auto loan-backed securities, 137–139
cash flow, 138
structures, 138–139
Available funds cap (AFC), 124, 291
impact, 283
risk, 292
survival, 296
usage, 294
Average cumulative default rates, crea-
tion, 66
Average default experience, 350
Average life, 108. *See also* Mortgage-
backed securities
Average loan size, 116
B and C (B&C) borrowers, 113, 114
Back-end DTI ratio. *See* Subprime deals
Back-end ratio, 118–119
Backman, Alan, 25
Balance sheet
CDOs, performance, 453
management, cash CLOs, 241–249
usage, 9, 13
Balloon maturity provisions, 128–129
Balloon payment, 128
Balloon risk, 128
Bank book, 47
Bank debt/total debt ratio, 51
Bank problems, cash CLOs (usage), 244–
245
Bankruptcy, 59, 222. *See also* Corporate
credit
certainty, 80
credit event, 227
definition, 223
remoteness, 8
Barbeled portfolios, 28
Barbelling. *See* Credit
usage, 28
Bartlett, Faith, 77
Base-case CDRs, 407
Base-case default/recovery scenario, 370–
371
Base-case prepayment assumption, 124
Basic CMBS structure, 127
Basis swaps, usage, 141
Basket swap, 229
contrast. *See* Collateralized debt obli-
gations equity
Basket swap CDO, morphing. *See* Cash
investment CDO
BBA. *See* British Bankers' Association
Beers, David T., 190, 191, 194
Bid-ask spread, 365
Bilateral transactions, 232
Binomial distribution, 351
usage, 34, 273
zero default correlation assumption,
acceptance, 350
Binomial formula, usage. *See* Probability
Binomial variable, 314





- BISTRO. *See* Broad Index Secured Trust Offering
- Bohn, Jeffrey, 339
- Bond Market Association, 120
CDO Library, 383
- Bond-backed CDOs, 460
- Bonds
basis, 384
defaults. *See* Emerging market
loan defaults, contrast, 86–87
indentures, payment restrictions, 58
investors, call protection, 39
loss curves. *See* Structured finance
estimation, 181
losses, distribution, 181
terms, contrast. *See* Loan terms
- Borrower
business risk, control, 56
characteristics, 123
default rates, variability, 65
institutional loans, 63
leverage, 95–97
ownership, 50
- Bracketing rating categories, 88
- Brady, Brooks, 89, 158, 369
- British Bankers' Association (BBA)
Credit Derivative Report, 225
web site, 225
- Broad Index Secured Trust Offering (BISTRO), 249–250
- Business risk, control, 54, 55–56. *See also* Borrower
- Buy and operate entities, 129
- Call protection, 183. *See also* Bonds;
Structural call protection
- Call provisions. *See* Collateralized debt obligations
variations, 39
- Cantor, Richard, 26, 62, 86, 160, 271, 279, 329, 369, 371
- Cap protection, third-party purchase, 141
- Capital charge, 252
- Capital expenditures, measure. *See* Maximum capital expenditures
- Capital interpretations, 251
- Capital notes
definition, 9
issuers, motivations, 9
- Capital requirements. *See* Fully funded capital requirements
- Capital structure, 7, 256–258
collateral, contrast, 35–37
comparison, 73
difference, 417
- Capital treatment. *See* Partially funded capital treatment
- Carty, Lea V., 369
- Cash balance sheet CLO structure, 242
- Cash bonds
CDOs, cheapness, 237–239
risk, 238
synthetic form, 294
- Cash CDOs
basics, 3
- Cash CLOs. *See* Balance sheet structure, 242
usage. *See* Bank problems
- Cash distributions, determination, 366
- Cash diversion mechanisms, 460
- Cash flow, 107, 135–136. *See also* Equity cash flows
amount/timing, 105
appropriation. *See* Excess cash flow category, 5
credit structure, 12
deals
liability structure, comparison, 172
market value deals, contrast, 201–202
distribution, 17–18, 109
diversion, 393
interest, synthetic CDO versions, 460
lending, 92
measure, 56
modeling, 381. *See also* Structured finance CDOs
assumptions, 400
defaults/recoveries, 370–371
models
output, 402
overreliance, 386
prepayments, 138



- Cash flow (*Cont.*)
 protections, 10
 reduction, 405
 structures. *See* Collateralized debt obligation cash flow
 market value structures, contrast, 201
 transactions, 17
- Cash flow CDOs, 17. *See also* Structured finance
 deals, 371
 management restrictions, 20–23
 safety nets, 20–23
 structure, 347
- Cash instrument, purchase, 230
- Cash investment CDO, basket swap
 CDO (morphing), 230–232
- Cash reserve funds, 122
- Cash settlement, 220
- Cash SF bond, purchase, 294
- Cash/CDS, structural differences, 238–239
- Cash-out refinancing, 114
- CBO. *See* Collateralized bond obligation
- CDO. *See* Collateralized debt obligation
- CDRs. *See* Constant annual default rates; Structured finance CDOs
- CDSs. *See* Credit default swaps
- Centerpoint Energy, 439
- Certificate of Deposit (CD) rates, reset, 51
- Charge-offs, 136
- Charter Communications, senior tranche excess OC (decline), 444
- Cheapest to deliver option, creation (problem), 282
- Cheapest-to-deliver option, 223, 224
- Chun, Roy, 156, 372
- Clarity, ambiguity (contrast). *See* Corporate finance credit
- Class A notes, 415
- Class A tranche, early amortization, 22
- Clean-up call, 39
- Clearing price, reaching, 184
- CLN. *See* Credit-linked note
- CLOs. *See* Collateralized loan obligations
- Closed-end fully amortizing loans, 114
- Closed-end loans, 146
- CMBs. *See* Commercial MBSs
- CMOs. *See* Collateralized mortgage obligations
- CMT. *See* Constant Maturity Treasury
- Collateral
 addition, 10
 contrast. *See* Capital structures
 control. *See* Franchise loan-backed securities
 correspondence, 18
 credit quality, 196
 data, verification problems, 436
 deals, rating, 36
 default, 366
 absence, 365–366
 model, 448
 performance, 365
 distress, response, 175
 diversification, 23, 24
 diversity. *See* Structured finance CDOs
 gatekeeping measures, 429
 lender interest, 55
 liquidation, 202, 210
 liquidity, 54–55
 manager, 15
 need, 91–92
 overlap. *See* U.S. CLOs
 portfolio
 average credit quality, progress, 388–389
 stress, 404
 prepayments
 levels, response, 398–404
 potential, ignoring, 385–386
 preservation, 53, 54–55
 promised yield, 365–366
 ratings, 400
 dispersal/distribution, 389
 recovery, 366
 performance, 365
 review. *See* Structured finance
 stresses, 402
 structures, 140–141
 types
 concentrations. *See* Portfolios
 selection, 7
 value, 54–55, 122
 WARF measure, 70

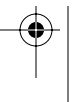
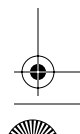
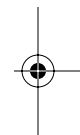




- Collateralization, backup, 221
- Collateralized bond obligation (CBO)
- arbitrage, 417
 - deal, 412
 - representation, 420
 - issuance patterns, 416–417
 - structurers, 415–416
- Collateralized debt obligation (CDO). *See*
- Emerging market; Market value CDOs
 - activity levels, gauging, 422
 - analysis, comparison, 449–450
 - Asian corporate bonds, backing, 197
 - calls, potential (ignoring), 385–386
 - capital structure, 441
 - participation, 468
 - CDRS/recoveries, application. *See* Structured finance
 - classification system, 13
 - considerations. *See* Corporate CDOs
 - credit quality
 - higher average, 196–197
 - SF CDS, effect, 296 - current offering, 14
 - defaults, 469–473
 - diversity scores, 194–195, 334
 - downgrade patterns, 458–459
 - equity
 - returns, 361
 - tranche, 229–230 - evaluation
 - eight-point checklist. *See* Secondary market
 - process, 427 - financing, flexibility, 354–356
 - first loss tranche, 229–230
 - funding cost, 366
 - obtaining, 15 - funds, average cost, 23
 - issuer/co-issuer, 14
 - junior status, 235
 - leverage amount, 365
 - liabilities, 4, 237
 - spread, 296 - lifetime default rate, 473
 - location. *See* Synthetic CDOs
 - low diversity scores, attention, 433–434
 - manager, influence, 366
 - near defaults, 469–473
 - nonrecourse leverage, 353
 - options, 356–359
 - origination, 3
 - par overcollateralization, progress, 392–394
 - parties, 14–16
 - phraseology, 4
 - purposes, 9–10
 - ratio, manipulation, 392–394
 - recovery rates, 193–194
 - REIT, inclusion reasons, 132–134
 - return profiles, 4
 - single-name risk, 446
 - quantification, 455 - spreads, SF CDS effects, 296
 - state, determination, 362
 - structural enhancements, evaluation, 428–429
 - structural matrix, 13
 - structural protections, 196
 - structurers, force, 8
 - structuring model, 412
 - study, reasons, 3–4
 - subordination, 80, 197–198
 - tranching exposures
 - assessment, 266–274
 - default timing, 269–271
 - portfolio defaults, 267–269
 - rating cohort, 267–269 - transactions
 - call provisions, 38–39
 - interest rate swaps/caps, uses, 37–38 - understanding, 4–10
 - underwriting, 432
- Collateralized debt obligation (CDO)
- arbitrage, 411, 412–415
 - building blocks, 411–422
 - caveats, 415
 - change, 415–416
 - crude run, 411–412
 - impact, 422–425
 - strength, 420
- Collateralized debt obligation (CDO)
- assets
 - liquidation, 362

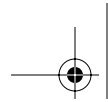


- Collateralized debt obligation assets
(*Cont.*)
market value, 356–357
portfolio, 376
after-default cash flow, 377
- Collateralized debt obligation (CDO)
cash flow
model, 29
model, results, 166–167
structure, 365, 366
response, 398–404
waterfall, 448
- Collateralized debt obligation (CDO)
collateral
debt, 92
future cash flows, 399
obligations, absence, 394–395
overlap. *See* U.S. SF CDOs
portfolio, 366
aggregate value, 397
- Collateralized debt obligation (CDO)
deal
diversification, 133
example, 18
structuring, rules, 422–423
- Collateralized debt obligation (CDO) debt
buyers, 429
cost, 366, 371
investors, 348
credit question, 94
losses, 376
repayment, 385
tranches
debt service, 358
interest expense, 351
- Collateralized debt obligation (CDO)
equity
assessment, basket swap (contrast),
274–280
caveats/wishes, 279–280
methodological caveats, 277–279
collateral performance, 67–70
defensive strategy, 359–360
holders
optionalities, 374–375
options, 347
levered equity, 367
monthly return, 361
nonrecourse leverage nature, 374
nonrecourse nature, 367
purchase, reasons, 347
Sharpe ratio, 361
- Collateralized debt obligation (CDO)
equity returns
correlation, overestimation, 362
history lessons, 365–367
linear interpolation, 362–363
methodologies, flaws, 362–365
pessimism, 377
return correlation, 361
standard deviation, 361
statistical anomalies, 363–365
underestimation, 362
values, extremes, 363–365
- Collateralized debt obligation (CDO)
portfolio
cash flow, 365–366
construction, 390
default, 375
diversity score, 449–450
management, 432–433
process, 427
single-name/industry concentrations,
assessment, 333
WARF score, 449–450
- Collateralized debt obligation (CDO)
ratings
differences, 193–198
downgrade data, 454–455
expected loss permissible, 29–34
experience, 453
- Collateralized debt obligation (CDO)
structures, 97
incentive clauses, 427–428
leverage, amount, 366
strictness, 377
usage, 10, 81
- Collateralized debt obligation (CDO)
tranches
credit risk, 330
default rate fluctuation, 267
downgrades, 456. *See also* Aaa CDO
tranches
cumulative percent, 458

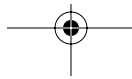
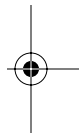
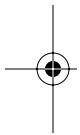




- Collateralized debt obligation tranches
(*Cont.*)
purchase, 384
rating, 212
downgrade frequency, 456–458
level, 28
- Collateralized loan obligations (CLOs),
241
arbitrage
improvement, 417
issuance patterns, 417–420
collateral overlap. *See* U.S. CLOs
credits, 437–439
excess OC, loss, 445
investors, 441
issuance, 71–72
market, information, 436
MMLs, usage, 94–95
pairs, 437
performance, contrast. *See* High-yield
loans
single-name risk, 436
term, coinage, 5
tranches, 443
- Collateralized mortgage obligations (CMOs),
110–111. *See also* Agency CMOs
arbitrage, 411
structure
bond. *See* Planned amortization class
characteristics, 122
structures, types, 110–111
- Commercial bank disintermediation,
trend, 45–46
- Commercial MBSs (CMBSs), 5, 14, 125–
129
bond, 131
combination, 371
defaults, 159
rates, 167, 373
recoveries, 153–154
focus, 7
investment grade, 18
IO, 423
paper, 133
segment, growth, 126
structure. *See* Basic CMBS structure
transaction, 127
yield pick up, 133–134
- Companion bond, 111
- Company value, decline, 55
- Competitive transition charge (CTC)
cash flows, 150
creation, 149
- Concentration limits, 331
- Concept diversification, 148
- Conditional prepayment rate, 107
- Conditional prepayment rate to balloon
(CPB), 107
- Conduit-originated transactions, 126
- Conforming limit, 114
- Conforming loans, 111
- Conseco/Greentree, problems, 156, 439
- Constant annual default rates (CDRs),
89, 400
default rate, 401
schedule, 166
- Constant annual default/recoveries. *See*
Moody's Investors Service
- Constant Maturity Treasury (CMT), 104,
124
- Constant prepayment rate (CPR), 107, 118
- Consumer loan-backed ABS securities, 145
- Contraction risk, 108–109
exposure, 140
- Contractual rights, assertion, 53
- Conventional loans, 125
- Conventional manufactured housing-
backed securities, 125
- Conventional passthroughs, 106–107
- Corporate bond-backed CDOs, com-
parison. *See* Structured finance
CDOs
- Corporate bonds, 196. *See also* Invest-
ment-grade corporate bonds
default, 174
rating, 154
- Corporate borrowers, 44
- Corporate CDOs, 179
considerations, 398, 406–408
- Corporate CDS
market growth, 282
obligor focus, 282
- Corporate credit
bankruptcy, 85



- Corporate credit (*Cont.*)
 risk, generality, 284
 SF credit, contrast, 281
- Corporate debt, 174
 collateral, 182
- Corporate debt-backed CDO, 185
 comparison, 406–407
 corporate debt default, identification, 182
- Corporate default
 court-refereed insolvency proceedings, involvement, 86
 rates, 272
 contrast. *See* Structured finance
- Corporate EM borrowers, value, 194–195
- Corporate entity level, taxation (escape), 14
- Corporate finance credit
 clarity, ambiguity (contrast), 283–284
 generality, specificity (contrast), 282–283
 structured finance credit (contrast), 282–284
- Corporate reference obligation, delivery, 285
- Correlation. *See* Default correlation
 range, 313
- Counterparty risk, 238
- Coupon interest, 142
- Coupon step-ups, 39
 receiving, 294
- Court-refereed bankruptcy proceedings, 87
- Coutaux, Sophie, 77
- Covariance, definition, 311
- Covenants, 82–83, 92–93
 minimum restrictions, 131–132
- Coverage measure, 56
- Coverage tests, 20–23
 usage, 18
- Coyne, Patrick, 372
- CPB. *See* Conditional prepayment rate to balloon
- CPR. *See* Constant prepayment rate
- Cram down, 122
- Creation bias, 430
- Credit. *See* Nonagency MBSs
 agreement, 46, 47
 analysis, loan-by-loan basis process, 126
 barbelling, 28
 borrowers. *See* A credit borrowers
 curing, 118
 defaults, examination, 61–62
 enhancements, 121–123. *See also*
 External credit enhancements;
 Internal credit enhancements
 forms, 150
 losses, timing, 178–182
 Moody's approach. *See* Structured finance CDOs
 modeling approach, 350
 portfolios, default risk, 269
 relative default propensity, 280
 review/monitoring cost, 332
 spreads, 93
 structures, 10–13
 trends. *See* European loans
- Credit card receivable-backed securities, 135–137
- Credit default swaps (CDSs), 219–229.
 See also Structured finance
 cheapness. *See* Cash bonds
 dealer template. *See* Pay-as-you-go CDS
 definitions, 222
 documentation, 222
 index trades, 229
 index tranches, 219
 indices, 226–229
 standard tranches, 255, 261–262
 loss measurement, 238
 market, 265
 aspects, 226
 growth, 225
 participants, survey, 225
 statistics, 225
 portfolios, 226
 premium, 384
 widening, 303
 protection seller, 221
 rating agency considerations, 239
 reference, 226
 restructuring debate, 223–224
 risk, 238
 settlement, 258
 option, 224–225



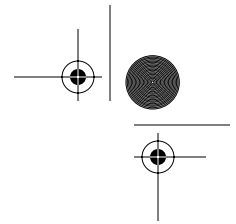


- Credit default swaps (*Cont.*)
stresses, real case, 402–404
trade, notional (risk), 273–274
underlyings, 225–226
- Credit derivatives
information, web site, 222
market, trades evaluation (framework), 265–274
- Credit events, 220, 222–224
ambiguity. *See* Structured finance CDS
contrast. *See* Structured finance CDS
defining, 222
experiencing, 246
occurrence, 258
- Credit protection, 78
buyer, 219
hedge, 249
premiums, 245–246
sale, 275
seller, 219, 221
- Credit quality. *See* Loans
higher average. *See* Collateralized debt obligations
quantification. *See* European loans
reduction, 332
- Credit ratings, 23–38, 93
analysis, 329
distinction, 78
usage, 279
- Credit risk, 126–127
assumption, 384
holders, 225
regulation, response, 60
- Credit risky portfolio, behavior, 301
- Credit Suisse First Boston (CSFB)
approach, 342–344
default probability model, change, 334–338
- Credit-homogeneous cohorts, 279
- Credit-linked note (CLN), 230
- Crosbie, Peter, 339
- Cross-border bank financing, 192
- Crude run. *See* Collateralized debt obligations arbitrage
- CSFB. *See* Credit Suisse First Boston
- CTC. *See* Competitive transition charge
- Cumulative default
experience, decomposition, 350–351
rates, 65–66, 367
average, 26
- Cumulative downgrade frequency, calculation, 456
- Currency debt, 190
- Deal coupon, characteristic, 124–125
- Deal structures, 124–125. *See also* Structured finance CDOs
- Dealer template, end user template (contrast), 293
- Debt. *See* Collateralized debt obligation debt
investor, 393
issuance, 55
renegotiation, 192
tranches, 184
holders, 374
paydown, 392–393
- Debt service coverage ratio (DSCR), 131
- Debt/adjusted total assets ratio, 130–131
- Debt-to-income (DTI) ratio, 112, 118–119
- Debt-to-service (DSC) ratio, 126
- Declining cumulative default rates, creation, 66
- Default. *See* Collateralized debt obligations; Historical defaults; Loan defaults; Structured finance
circles, overlap, 308
contagion, transfer, 303
correlation, impact, 169
curve, calculation. *See* Aggregate default curve
data, inadequacy, 269
definition, 311
discount, 87
event, loss, 85, 301
expansive definition, 160
joint probability, 307
levels
problems, 12
response, 398–404
likelihood, 23
loss payout, 275, 277
losses, 331
payment, 258

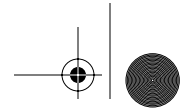


- Default (*Cont.*)
- number, probability (determination), 34, 178
 - recovery, variation, 350
 - timing. *See* Collateralized debt obligations; Single name tranching exposures
 - trigger, 339
- Default correlation, 301, 305–321. *See also* Group default correlation; Negative default correlation; Pairwise default correlation; Positive default correlation; Zero default correlation
- assessment methods, 176
 - calculations. *See* Historic default correlations
 - assumption, 329
 - concern, reasons, 303–305
 - decrease, 327
 - defining, 301–305
 - drivers, 302–303
 - equations, 312
 - hypermathematical approach, 169
 - increase, 324, 327
 - industry limits, 331–332
 - mathematical calculation, 309–314
 - mathematical definition, 310
 - methodologies, judgment, 342–344
 - picturing, 308–309
 - positive level, 269
 - problems. *See* Empirical default correlations; Historical defaults
 - single-name limits, 331–332
 - solutions. *See* Empirical default correlations
 - usage. *See* Triplet default correlation
- Default probability, 269, 305–321
- distribution, determination, 335
 - model. *See* Merton-KMV default probability model
 - change. *See* Credit Suisse First Boston
 - picturing, 305–308
 - presentation, 301
 - reduction, 85
 - variation, 328–329
- WARE, 28
- Default rates, 158, 350. *See also* Lifetime default rate; Loans; Marginal default rate
- averages, 367
 - creation. *See* Average cumulative default rates; Declining cumulative default rates
 - fluctuations, creation, 269
 - LGD, multiplication, 165
 - order, 329
 - pattern. *See* U.S. corporations
 - statistics. *See* Emerging market (EM)
 - time series correlation, 330
 - volatility, uncertainty, 335
- Default-causing variables, 303
- Defaulted bond, usage, 30
- Default-producing characteristics, 303
- Default-to-liquidation periods, 181
- Defeasance, 128
- Defensive investment strategy, 347
- Deferral period, 140
- Delaware co-issuer, 14
- Delinquencies, 136
- Delta hedging
 - loss, 234, 260
 - usage, 260
- Detachment point, 229
- Dex Media, 439
- Distress
 - defining, 182
 - ratings, 291
- Distressed instruments, 212
- Distressed tranches, relationship. *See* Equity
- Diversification, 133. *See also* Collateral; Concept diversification; Franchise loan-backed securities
- abundance, definition, 33–34
 - amount, 35
 - asset manager, impact, 33–34
 - benefit, 332
 - importance, 32–33
 - problem, 34
 - reduction, 35
- Diversity. *See* Structured finance CDOs deals, 177





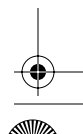
- Diversity (*Cont.*)
 increase, 195
 quality, questions. *See* Structured finance CDOs
- Diversity score CDOs, 176–177
- Diversity score (D-score), 24, 33, 176, 333. *See also* Collateralized debt obligations; Moody's Investors Service
- development, 34
 high levels, 433
 usage, 195
- Documentation. *See* Full documentation; Nonfull documentation
- importance. *See* Alternative-A loans issues, 114
- Dollar amount premium, 234
- Dollar return, delivery, 416
- Dow Jones CDX NA IG, division, 234, 261
- Dow Jones Industrial Average
 interpolated view, 363
 linear interpolation, application, 362
- Downgrades. *See* Aaa CDO tranches; Extreme rating downgrades
- data. *See* Collateralized debt obligations rating
- frequency. *See* Collateralized debt obligations
- patterns. *See* Collateralized debt obligations
- reasons, 460–462
 severity, 462–464
- DSC. *See* Debt-to-service
- D-score. *See* Diversity score
- DSCR. *See* Debt service coverage ratio
- Early amortization triggers, 137
- Earnings before deductions for interest taxes depreciation and amortization (EBITDA), 44
- I/C measure, 52
 obligor contrast, 95
 usage, 51
- ECLOs. *See* European CLOs
- Econometric model, variables, 341
- EETCs. *See* Enhanced ETCs
- EITF. *See* Emerging Issues Task Force
- Emerging Issues Task Force (EITF) 9920, 383
- Emerging market (EM)
 bonds. *See* U.S. dollar-denominated sovereign EM bonds
- CDOs, 5, 189, 461
 collateral, D-score, 195
 debt, 7
 high yield, contrast, 193–198
 portfolio quality, 197
 sovereign bond
 default statistics, 193
 defaults, 190–192
 track record, 192–193
 sovereign foreign currency bonds, 190
- Emery, Kenneth, 62, 86
- Empirical default correlations
 problems, 323
 solutions, 323
 proposal, 330–344
- Empirical results, 323–327
- End user template. *See* Pay-as-you-go CDS
- Enhanced ETCs (EETCs), 143
- Enron, settlement, 222
- Equipment trust certificates (ETCs), 142–143. *See also* Enhanced ETCs
- Equity
 cash flows, 258–259
 holders, benefits, 39, 357
 IRRs, 373
 leverage, decrease, 184
 long positions, 356
 prices, 341
 deterioration, 355
 proportions, 258
 purchase. *See* Collateralized debt obligations equity
- returns. *See* Collateralized debt obligations equity returns
- Equity REITs, 129–130
- Equity tranches, 7
 buyers, 384
 distressed tranches, relationship, 446
 size, 256
- Erturk, Erkan, 156, 159
- Esaki, Howard, 180



- ETCs. *See* Equipment trust certificates
- Euro-investors, 75
- EuroLIBOR floaters, 75
- EuroLIBOR rates, 79
- EuroLIBOR yield, 82
- European bank loans, 75–91
- European CLOs (ECLOs)
- asset portfolios, 76
 - debt investor, 80
 - equity investors, 81
 - European loans
 - performance, 76
 - usage, 91
 - investors, 77
 - issuance, 75, 91
- European corporate credit risk, 75
- European high-yield bond market, 460
- European high-yield CBOs, 462
- European loans
- borrowers, leverage (credit trends), 79–81
 - credit quality, quantification, 85–91
 - default assumptions, 88–91
 - issuance, 79
 - LBO dominance, 79
 - markets, contrast. *See* U.S. loan markets
 - portfolio, 91
 - ratings, 80–81
 - recovery assumption, 88–91
 - spreads, 81–82
- European senior secured loans, market statistics, 76
- European syndicated loan issuance, market data, 79
- Excess cash flow
- appropriation, 53, 55
 - sweeps, 62
- Excess deal, 30
- Excess OC, absence, 444–445
- Excess OC delta, 443
- increase, 444
- Excess servicing spread accounts, 122
- Exhaustion point, 229
- Expected final maturity, 183–184
- Expected IRR, 450
- Expected loss, 85
- permissible. *See* Collateralized debt obligation ratings
- Exposure limits, 331
- Extension risk, 108–109, 183–185
- defining, 182
- External credit enhancements, 121–122
- Extreme rating downgrades, 464–469
- Eyerman, Edward, 77
- Fabozzi, Frank J., 136
- Failure to pay, 222, 223
- credit event, 227
- Fair, Isaac and Company, 118
- Falcone, Yvonne Fu, 206–208
- FASIT structure, substitutions (permission), 132
- Federal Family Education Loan Program (FFELP), 139
- Federal Home Loan Mortgage Corporation (FHLMC)
- creation, 140
 - passthrough security issuer, 106, 110
- Federal Housing Administration (FHA)
- loans, 125
- Federal National Mortgage Association (FNMA)
- creation, 140
 - passthrough security issuer, 106, 110
- Federal Reserve, 248
- capital interpretation
 - document, 248
 - issuance, 251–252
 - guidelines, 47
- FFELP. *See* Federal Family Education Loan Program
- FHA. *See* Federal Housing Administration
- FHLMC. *See* Federal Home Loan Mortgage Corporation
- FICO score, 114, 117–118, 120. *See also* Prime borrowers
- ranges, 138
- Finance CDOs, considerations, 399–404
- Finance charges, 136
- Finance-backed CDOs, 381–382
- Financial guarantors, 15



- Financial statements, 58. *See also*
Annual financial statements;
Quarterly financial statements
- Financial stress, periods, 213
- Financial variables, 341
- Firm market values, modeling, 341
- Firm/manager stability, analysis, 431
- First loss tranche. *See* Collateralized debt obligations
- First priority notes, amortization, 405
- First-lien HELOC, 116
- First-lien mortgage, 117
- First-loss piece, 248
- First-loss position, 248
- Fisher, Janet, 77
- Fitch
manager reports, 398
study, 267
UBS calculations, 78
WARF, 388–389
- Fixed amount settlement, 225
- Fixed Cap, 292
- Fixed charge coverage ratio (FCCR), 147. *See also* Franchise loan-backed securities
- Fixed income asset, tightening, 82
- Fixed rate mortgage, 104
- Fixed-rate high-yield bonds, 3
- Florida Educational Loan Marketing Corporation, 140
- FNMA. *See* Federal National Mortgage Association
- Fons, Jerome S., 67, 329
- Forced paydown, 62
- Foreign currency debt, 190
- Franchise
business loans, 7
loans, 154
comparison. *See* Small Business Administration securitizations, 433
operations, types, 146–147
pool, inclusion, 148
- Franchise loan-backed securities, 135, 145–148
collateral, control, 148
diversification, 148
FCCR, 147
LTV ratio, 147
major sectors, 146–147
risk considerations, 147–148
security characteristics, 146
- Frequency distribution, usage, 30
- Front-end ratio, 118
- Full documentation, 120
- Full-capital structure CDOs, 255
- Full-capital structure synthetic arbitrage CDOs, 256–260
- Fully amortized mortgage, 104
- Fully funded advantages/disadvantages, 249
- Fully funded capital requirements, 248–249
- Fully funded swap arrangements, 246–249
- Fully funded synthetic CDOs, 245–246
- Funded CLO tranche, 230
- Funded synthetic CDO investor, 231
- Funding cost
contrast, 244
obtaining. *See* Collateralized debt obligations
- Fund-of funds-backed CDOs, 454
- Future cash flows, discounting, 352
- Gates, Daniel, 369
- Generality, specificity (contrast). *See* Corporate finance credit
- Gillis, Thomas G., 159
- Gluck, Jeremy, 175, 206–208
- Government National Mortgage Association (GNMA), passthrough security issuer, 106, 107, 110
- Government-sponsored enterprises, 106
- Grace period, 140
- Graphic Packaging, 439
- Group default correlation, 320–321
- Guarantors, 15
- Gupte, Suchet, 84
- Gupton, Greg M., 88, 349, 369
- Hamilton, David T., 26, 63, 88, 266, 271, 279, 349, 369





- Hard credit events, contrast. *See* Structured finance
- Hardee, Rachel, 84
- Heads/tails, 24
- Health care receivables, 154
- Hedged LIBOR floaters, 141
- HEL. *See* Home equity loan
- HELOCs, 114
- High LTV loans, 114, 119–120
- High-grade structured finance-backed CDOs, 153
- High-quality assets
holding, 246
interest, 245–246
portfolio, 245
purchase, 250
- High-quality loans, concentration, 148
- High-yield bond CBOs
downgrades, 71
performance, contrast. *See* High-yield loans
portfolios, 70
problems, 383
- High-yield bond CDOs, 390
- High-yield bond CDOs, WARF translation, 407
- High-Yield Bond Index (Citigroup), 213
- High-yield bond-backed CBO, 73
- High-yield bonds, 5
assets, 13
buckets, 72
CDOs
problem, 38
tranches, worst performance, 469
deals, 182
inclusion, 205
usage, 14
- High-yield capital structure, 37
- High-yield cash flow CDOs, 171
- High-yield CDOs, 133, 179
contrast. *See* Structured finance CDOs
structures, 172
- High-yield corporate bond-backed deal, 35
- High-yield corporate loans, 43
- High-yield corporate-backed CDOs, 382
- High-yield corporates, 178
- High-yield deals, 36, 189
maturities, comparison, 172
representation, 197
- High-yield loan-backed CLOs, 5
- High-yield loans, 35, 37, 361
CLO performance, high-yield bond CBO
performance (contrast), 67–73
CLO portfolios, 70
investment, 359–360
structure/performance, 43
- High-yield universe, treatment, 28
- Hi-LTV second-lien sector, 116
- Historic asset data, usage, 343
- Historic default correlations, calculation, 323
- Historical credit model, 272–274
- Historical defaults, 24–28
correlations, problems, 327–330
data, usage, 266
rates, 265–267
- Home equity loan (HEL), 113–114, 161
exclusion, 162
floater, 124
- Home Equity Loan Trust 2005-AB4, Class M7, 282
- Homeowner defaults/bankruptcies, 119
- Hu, Jian, 160, 284, 371
- Hu, Joseph, 156, 372
- Huntsman, 439
- Hybrid ARM, 104
- Hybrid collateral, 124
- Hybrid REITs, 129
- Hybrid SF CDOs, 296
- Ibbotson, Rogert, 432–433
- iBoxx, 227
- I/C. *See* Interest coverage
- IDC service, 383
- Imperial Savings, issuance information, 13
- Incentive clauses. *See* Collateralized debt obligations
- Indebtedness, types, 86
- Indices, composition (web site), 227
- Industry
concentrations. *See* Portfolios
limits. *See* Default correlation
- Information memo, 47

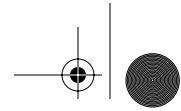


- Insolvency procedure, control, 78
- Institutional investors
- absence, 77
 - impact, 44
 - list, 48–49
 - number. *See* Syndicated loans
- Institutional loans, 48, 79
- defaults, vintage, 367
- Insurance, proof, 58
- Insurers, 15
- Interest
- compounding effect, 401
 - deferral, creation, 291–292
- Interest costs, impact. *See* Subordination
- Interest coverage (I/C)
- test, 21–22
 - breaching, 36
 - nonusage, 29–30
 - trigger, 21, 428
- Interest payment, government guarantee, 121
- Interest rates, 261. *See also* Loans
- cap, 37
 - change, 183
 - hedging, 73
 - increase, 75
 - levels, response, 398–404
 - movements, 221
 - swaps/caps, uses, 38. *See also* Collateralized debt obligations
- Interest shortfalls. *See* PayGo
- Interest-only (IO) class, 109
- Interest-only (IO) loans, 112
- Interest-only (IO) mortgages
- increase, 105
 - strip, 109
- Intermediary bank, presence, 248
- Internal credit enhancements, 122–123
- Internal rate of return (IRR), 370–371, 402. *See also* Expected IRR
- increased level, 405
 - IRR/CDR profiles, 406
 - patterns, 408
 - production, 405
- Internal Revenue Code provisions, 129
- International Swaps and Derivatives Association (ISDA), 222
- corporate CDS definitions, 286
 - SF PayGo CDS template creation, responsibility, 293
- INTEX, 399
- asset detail, 437
 - cash flow, 354
 - CDO return testing, 383
 - SF CDO portfolios, 439
- In-the-money CLO equity, 376
- Invensys, 439
- Investment bankers/structurers, 15
- Investment Company Act of 1940, Rule 2a-7, 139
- Investment grade ABS, investment, 359–360
- Investment grade bonds, 72, 382
- Investment grade country, 193–194
- Investment-grade bonds, 461
- Investment-grade cash flows, 399
- Investment-grade collateral, 441
- Investment-grade corporate bonds, 35–36
- Investment-grade deal, 28
- Investment-grade default rates, 158, 162
- Investment-grade loan, 244
- Investment-grade pool, 399
- Investors, privacy (protection), 436
- IO mortgages. *See* Interest-only
- IRR. *See* Internal rate of return
- Irrational exuberance, correction, 302
- IRRs, comparison (inappropriateness), 354
- ISDA. *See* International Swaps and Derivatives Association
- Issuance cohorts, 65–66
- default history, 65
- Issue cohort. *See* Original issue cohort
- Issuer-weighted average, 370
- JC Penney, 135
- Joint default probability, 309–310
- Joint probability, 311
- Jumbo pools, 119
- Jumbo sector, 116
- Junior AAA tranches, 8
- Keenan, C., 194

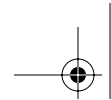




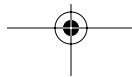
- Keisman, David, 63, 88, 271, 369
Key Corp Student Loan Trust, 140
KKR. *See* Kohlberg Kravis Roberts
KMV, 338
 approach, 340, 343
 default prediction, 339
 default probability model. *See* Merton-
 KMV default probability model
Kohlberg Kravis Roberts (KKR), 93
- LBO. *See* Leveraged buyout
LCD. *See* Standard & Poor's
Lease-backed securities. *See* Aircraft lease-
 backed securities
Legal final maturity, 183–184
Lender liability, 52–53
 risk, 52
Lender protections, 79
Leung, Tommy, 237
Level payment mortgage, 104
Leverage. *See* Borrower; Nonrecourse
 leverage
 amount. *See* Collateralized debt obli-
 gations
 credit trends. *See* European loans
 impact, 420
 improvement, 51
 increase, effect, 420–422
 measure, 56
 ratios, 98
Leveraged buyout (LBO)
 deals, 47
 dominance. *See* European loans
Leveraged Commentary and Data (LCD).
 See Standard & Poor's
Leveraged loans, 44, 382
Levey, David, 192
LGD. *See* Loss given default
L'Heureux, Steven, 180
Liabilities, 339
 basis point-drop, 416
 interest payments, 202
 structure, 35
 comparison. *See* Cash flows
 usage, 7–8
LIBOR. *See* London Interbank Offered
 Rate
- Lien status, 116
Lifetime default rate, 155
Liquidating trusts, 126
Liquidation value, 394
Liquidity. *See* Collateral
 increase, 203
 measure, 56
Loan borrower defaults, S&P LCD exam-
 ination, 63
Loan defaults, 86, 367–370
 contrast. *See* Bonds
 data, 67
 rates, 63–67
Loan Pricing Corporation (LPC), 60
Loan Syndications and Trading Associ-
 ation (LSTA), 60
Loan terms
 bond terms, contrast, 58
 borrower breach, 54
 noncompliance, notice, 57
 overview, 53–58
Loan-backed deals, 17
Loan-backed securities. *See* Auto loan-
 backed securities; Franchise loan-
 backed securities; Small Business
 Administration loan-backed securi-
 ties; Student loan-backed securities
Loan-bond comparison, accuracy, 66
Loan-bond default rates, 63
Loan-bond recoveries, 63
Loans. *See* Mezzanine loans; Syndicated
 loans
 classification, 113
 credit
 acceptance, 76
 quality, 51–52
 example, 58–59
 interest rates, 49–51
 leverage, 95
 limit/size. *See* Nonagency MBSs
 market, 44–45
 pari passu, 59
 portfolio, 229
 purpose, 120
 recoveries, 87–88, 367–370
 recovery rates, 61–63
 scaling, 113



- Loans (*Cont.*)
seasoning, 65–66
size, impact, 49–50
spreads, 50. *See also* European loans
structure/leaders, 48–49
underwriting, 47
upfront fees, 49–51
vintage, 348
- Loans/average size, number, 147
- Loan-to-value (LTV)
computation, 147
loans. *See* High LTV loans
ratio, 112–114, 119. *See also* Franchise loan-backed securities
- LoanX service, 383
- Lockout, 183
period, 105
- London Interbank Offered Rate (LIBOR),
114, 124
borrowing ability, 244
CDO, relationship, 10
coupon spread, 292
decline, 52
floaters. *See* Hedged LIBOR floaters;
Unhedged LIBOR floaters
investor preference, 141
index, 292, 374
indexing guide, nonusage, 49
levels, 352, 412, 416, 424
LIBOR-based coupon, 37
LIBOR-based floating instruments, 37
LIBOR-indexed liabilities, 412
linkage, 145
rates, 399
reference rate, choice, 49
reset, 51
spread, 236, 286, 417
level, 348
tranche spread, 384
usage, 221, 259
yield, 351
- Long-short strategies, 255
- Long/short trades, forms, 261
- Loss
curves, comparison, 180
distributions, 34
tests, 34
incurring, 234, 260
severity, 119
- Loss given default (LGD), 159, 271–272
estimates, 167
multiplication. *See* Default rates
prediction, 164
rates, 272
regression, 272
variability, 271–272
- Loss-given-default data, usage, 266
- Low diversity scores, attention. *See* Colateralized debt obligations
- Low-CDR environments, 405
- Low-CDR scenarios, 406
- Low-level recourse requirements, 242
- LPC. *See* Loan Pricing Corporation
- LPC service, 383
- LSTA. *See* Loan Syndications and Trading Association
- Lucas, Douglas, 324, 326, 333
- Lukatsky, Marina, 84
- Lu, Yina, 237
- M&A. *See* Mergers and acquisitions
- Mah, Stephanie K., 266
- Mahoney, Christopher, 192, 329
- Make-whole provision, 39
- Malkiel, Burton G., 431
- Managed CDOs, contrast. *See* Static CDOs
- Managed synthetic CDOs, 233
- Management restrictions. *See* Cash flow CDOs
- Manager
behavior, 399
ignoring, 386
investment philosophy, 432
performance (evaluation), common sense (usage), 431–432
quality, 397–398
track record, evaluation, 429–434
- Mancuso, Paul, 62
- Mann, Christopher, 279
- Manufactured housing (MH)
curve, 180
loans, 7, 154, 161–162
- Manufactured housing-backed securities,
125

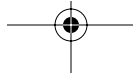
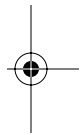


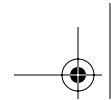
- Marginal default rate, 350, 367
 examples, 272
 focus, 269
 usage, 275
- Marked-to-market, 225
- Market value CDOs, 201
 advance rates, 204–210
 deal mechanics, example, 207–210
 downgrades, 454
 minimum net worth test, 210–212
 OC tests, 20, 204–210
 rating process, 202–212
- Market values
 basis, 20
 correlation, 340–341
 credit structure, 10–11
 deals, contrast. *See* Cash flows
 modeling. *See* Firm market values
 protections, 10
 quotation, defense, 362
 transactions, 202
 risk, 204
 volatility, 338
- Market-determined interest rate, 423
- Markets
 flex language, usage, 47
 OC tests, 202
 participants, 226
 practice, 407
 risk, cushion, 204
- Markowitz, Harry M., 314
 portfolio theory, 314
- Mark-to-markets, absence, 362
- Material impairment, 160
 study. *See* Moody's Investors Service
- Matrix multiplying approach, 156–158
- Maturity
 negative IRR results, 354
 provisions. *See* Balloon maturity provisions
- Maturity-matched assets, 231
- Maximum capital expenditures, measure, 56
- Mazzini, Pablo, 84
- MBSs. *See* Mortgage-backed securities;
 Nonagency MBSs; Residential
 MBSs; Stripped MBSs
- Mergers and acquisitions (M&A), 79
 deals, 47
- Merrill Lynch Cash pay index, 412
- Merton, Robert C., 338
- Merton-KMV default probability model,
 338–341
- Mezzanine bonds, 198
- Mezzanine debt, 7
- Mezzanine loans, 84–85
 rating, 88, 89
 risk, 91
 warrants, 84
- Mezzanine notes, 242, 412
- Mezzanine percentages, 35
- Mezzanine SF
 CDOs, types, 295–296
 deals, 173
 paper, 171
- Mezzanine tranche buyers, 384
- MH. *See* Manufactured housing
- Michigan Higher Education Loan Trust,
 140
- Middle market commercial loans, 91
- Middle market loans (MMLs), 75, 91–
 99
 CLOs, 93
 credit quality, 97
 definition, 92–93
 definition, S&P LCD usage, 92
 market data, 92–93
 Moody's KMV rating, 98–99
 obligors, senior debt leverage, 96
 rating agency assessment, 97–99
 usage. *See* Collateralized loan obligations
- Miller, Steven, 44
- Minimum loss rate, determination, 165
- Minimum net worth test. *See* Market
 value CDOs
- Mixed collateral, deals, 120
- MMLs. *See* Middle market loans
- Modified restructuring, 222, 224, 227
- Modified-modified restructuring, 222,
 224, 227
- Monoline bond insurers, 15
- Monoline insurance company, 384
 statutory binding, 288–289



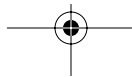


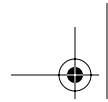
- Monte Carlo methods, advantages, 450
Monte Carlo simulation. *See* Single credit risk
usage, 383
Monthly payment rate (MPR), 136
Moody's Investors Service
all-corporate default rate, 272
CDO Rating Factors, 89
constant annual default/recoveries, 166–167
credit rating evaluation. *See* Real estate investment trust
Deal Score Report, 70, 397–398, 405
default experience, 269
default rates, 164
Diversity Score, 333–334
usage, 342
KMV ratings. *See* Middle market loans
KMV supply cash flow analysis, 383
loss distribution tests, 34
material impairment study, 160–162
prediction. *See* Speculative grade bond defaults
Rating Factor, 70
senior secured bond recovery, 89
structured finance historical loss rates, 164–166
studies, combination. *See* Standard & Poor's
UBS calculations, 72
WARE, 388–389
scale, 402
weighted average rating factor, 27
Mortgage
balance, 104
debt, court-mandated modification, 122
insurance, 119
rate, 104
Mortgage passthrough securities, 103–106
Mortgage REITs, 129–130
Mortgage-backed securities (MBSs), 103. *See also* Commercial MBSs; Nonagency MBSs; Residential MBSs; Stripped MBSs
average life, 108
market, nonagency sectors, 114
Mortgage-related ABS, 141
Mortgage-related collateral, 171
defaults, 180
Mortgage-related products, 103
MPR. *See* Monthly payment rate
Multiproperty conduit, 126
Multiproperty single borrower, 126
Multiyear corporate downgrade rate, estimation, 458
Mutual fund fee securitizations, 433
NAS. *See* Nonaccelerating senior
Nationally Recognized Statistical Rating Organization (NRSRO), 252
NAV. *See* Net asset value
Near defaults. *See* Collateralized debt obligations
Needham, Charlotte L., 266
Neely, Alexandra, 160
Negative basis trade investor, 286
Negative convexity, 108, 183. *See also* Structured finance assets
defining, 182
exhibition, 128
minimization, 132–133
Negative default correlation, 175
example, 304, 308–309
occurrence, 302
Net asset value (NAV). *See* Tranches
analysis, 395, 397, 405
overreliance, 385
approach, 395
concept, 385
method, 381
Net operating income (NOI), 126
Net present value. *See* Tranches
Net worth, measure, 56
New York Stock Exchange, CDO equity trading, 365
Nextel, 439
default, 444
nondefault, assumption, 448–449
No Cap, availability, 292
No-buy decision, 295
NOI. *See* Net operating income
No-loan default rate, 86



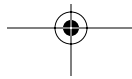
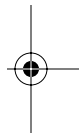
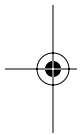


- Nonaccelerating senior (NAS) tranche, 124–125
- Nonagency MBSs, 106, 111–126
characteristics, 114–116
credit, 117
loans, limit/size, 116–117
- Noncall bullet security, 183
- Noncompliance notice. *See* Loans
- Nonconforming loans, types, 112–114
- Noncredit risks, 285
- Nonfull documentation, 120
- Nonhistorical recovery rate, 373
- Noninvestment-grade EM issuers, 194
- Nonmortgage ABS, 135
- Nonmortgage-related ABS, 399
paper, 133
- Nonoptionality, assumption (relaxation), 377
- Nonperforming loans, 5
- Nonperforming mortgage loans, 126
- Non-PIK CDO tranche, 385
comparison, 395–396
- Nonprime borrowers, 137–138
- Nonrecourse financing, value, 348–350
- Nonrecourse leverage, 374–377
results, 353
- Nonrecourse term financing, 347–354
historical experiment, 350–354
- Notes, tranches, 7
- Notional amount, 220
- Notional IOs, 111
- Notional percentage
average premium, 235
premium, 234–235
- NRSRO. *See* Nationally Recognized Statistical Rating Organization
- Obligation default/acceleration, 222–223
- OC. *See* Overcollateralization
- Occupancy issues, 114
- Occupancy variable, 119
- O'Connor, Gerard, 25
- OECD. *See* Organization for Economic Co-operation and Development
- Office of the Comptroller of the Currency, 248
- Off-the-run assets, 177
- One-period analysis, 422
- One-period calculation, 415
- Operating companies, cash generation, 84
- Option-free bond
price, 108
value, 183
- Organization for Economic Co-operation and Development (OECD), 246–248
bank, 251, 252
- Original issue cohort, 161
- Origination, usage, 9
- Originators, 225
- Ou, Sharon, 26, 369
- Out-of-the-money interest rate swap, 385
- Overcollateralization (OC)
approaches, comparison, 449–450
compliance, 393
delta, excess, 443–446. *See also* Senior excess OC deltas; Subordinate excess OC delta
excess, 443–446
measurement, 202
ratios, 20–21, 202
increase, behavior, 394
levels, 428
manipulation, 393
reduction, 429
statistics, 91
tests, 20–21. *See also* Market value CDOs; Par OC tests
breaching, 36
nonusage, 29–30
passing, 212
trigger, 19, 428
- Owner-occupied dwellings, 119
- PAC. *See* Planned amortization class
- Pacific Gas and Electric (PG&E), 149
- Pairwise default correlation, 318–320.
See also Zero pairwise default correlation
calculation, capability, 327
zero value, 317
- PanAmSat, 439
- Par accretion, 84





- Par and Predicted Par Loss Score (P-scores), 177
- Par coverage tests, synthetic CDO versions, 460
- Par OC tests, 392–393
- Par-building trades, 392–393
- Parental Loans for Undergraduate Students (PLUS), 140
- Par-losing trades, 394
- Parmalar, default, 303
- Partial calls, 39
- Partial settlement, suggestion, 288
- Partially funded capital treatment, 250–253
- Partially funded synthetic CDOs, 249–253
- Pass/no pass credit gatekeeping, 76
- Passthrough coupon rate, 106
- Passthrough securities, 109. *See also* Mortgage passthrough securities issuers, 106–107
- Payable in kind (PIK) tranches, comparison, 395–396
- Pay-as-you-go CDS
dealer template, 289–291
end user template, 293
- Pay-as-you-go settlement, 286
- Payback assurance, 56
- PayGo
CDS template, 293
interest shortfalls, 291–292
SF CDS, 292
Step Up, 292–293
template, 290–291
- Pay-in-kind (PIK)
feature, 22–23
PIKing, effectiveness, 22
PIK-ing tranches, 386
- Payment-in-kind (PIK)
bonds, 213
feature, 289
risk, 292
- Pay-through structures, usage, 139
- Performance
measures, 56
requirements, 54
violations, 56–57
- PG&E. *See* Pacific Gas and Electric
- Physical settlement, 220
commonness, 258
flexibility, 290
template, 286
usage, 224
- PIK. *See* Payable in kind; Pay-in-kind; Payment-in-kind
- PIKing. *See* Pay-in-kind
- PIK-ing tranches. *See* Pay-in-kind
- Pitch book, advertisement, 382
- Planned amortization class (PAC)
bonds, 111
CMO structure bond, 111
- PLUS. *See* Parental Loans for Undergraduate Students
- PO. *See* Principal-only
- Pollsen, Robert B., 156, 372
- Poor-quality issuers, 460
- Portfolios. *See* Barbelled portfolios
asset composition, REITs (impact), 132
average credit quality, progress. *See* Collateral
cash flow. *See* Collateralized debt obligation portfolio
collateral type concentrations, 390–392
composition, 205
defaults. *See* Collateralized default obligations; Single name tranching exposures
diversity, 331
industry concentrations, 390–392
loss, 30
management process. *See* Collateralized debt obligation portfolio
positive correlation, absence, 331
reduction, 24
return profile, improvement, 4
risk, analysis, 305
single-name concentrations, 390
variability, 274
WARF, 27, 404
yield, 136
- Positive convexity, 183



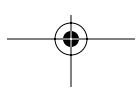


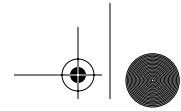
- Positive correlation, absence. *See* Portfolios
- Positive default correlation, 175
example, 302, 303
- PPC. *See* Prospectus prepayment curve
- PPMs. *See* Prepayment penalty mortgages
- Preferred shares, 7
- Preferred stock-backed CDOs, 454
- Prepackaged insolvency plan, judicial interference (elimination), 283
- Prepayment penalty mortgages (PPMs), 105
- Prepayments, 105, 123–124. *See also* Cash flows
benchmark. *See* Public Securities Association
conventions, 107–108
lockout, 128
occurrence, 140
penalties, 39
penalty points, 128
protection, 111
provisions, 127
rates, 184. *See also* Conditional prepayment rate
risk, 110
speed, 107
- Price factor haircuts, application, 401–402
- Price volatility, 212
reduction, 203
- Price-adjusted haircuts, 401–402
- Primary-only investors, 382
- Prime A DTI guidelines, 119
- Prime A loans, 112
- Prime borrowers. *See* A prime borrowers
FICO score, 137–138
- Principal
amortization, 136
payment, 288
government guarantee, 121
return, 210
- Principal-only (PO) class, 109
- Principal-only (PO) mortgage strip, 109
- Principal-only (PO) security, 109
- Private issuers, 106
- Private student loan ABS transactions, indices, 141
- Pro rata loans, 48
- Probability, binomial formula (usage), 168
- Profit issuers, 140
- Property plant and equipment appraisals, 57
- Prospectus prepayment curve (PPC), 124
- Protection
buyer
choice, 290
reference obligation, delivery, 282
premium, payment, 295
sale, 261
seller. *See* Credit protection
decisions, 285
payments, timing, 235
probability/severity, 230
usage, 295
- Protection-seeking bank, 231
- PSA. *See* Public Securities Association
- P-scores. *See* Par and Predicted Par Loss Score
- Public bonds, underwriting, 58–59
- Public Securities Association (PSA)
100 PSA, 107
prepayment benchmark, 107–108
standard default assumption (SDA)
benchmark, 120–121
- Public student loan ABS transactions, indices, 141
- Publicly rated companies, financial ratios, 98
- Purchase refinancing, 114
- QSRs. *See* Quick service restaurants
- Quality tests, 23
- Quarterly financial statements, 57
- Quick service restaurants (QSRs), 146
- Ramp-up period. *See* Synthetic CDOs
absence, 415
definition, 366
- Rate amortization term and security (RATS), changes, 47–48
- Rate reduction bonds (RRBs), 148–151
enhancement levels, 150





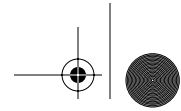
- Rate reduction bonds (*Cont.*)
risks, 150–151
structure, 149–150
- Rate refinancing, 114
- Rating agencies, 15–16
assessment. *See* Middle market loans
concerns. *See* Structured finance
conservatism, 95
considerations. *See* Credit default swaps
criteria, 197
default study method, usage, 66
downgrade practices, 163
elimination, 163
ideal situation, 85
lowest rating, 400–401
rating methodology, conservatism, 214
- Rating notch, 462
- Rating-adjusted basis, 94
- Rating-for-rating comparison, 94
- RATS. *See* Rate amortization term and security
- RC. *See* Revolving line of credit
- Real estate investment trust (REIT), 103
advantages, 134
capitalization, 130–132
covenants, 134
financial ratios, 132
impact. *See* Portfolios
inclusion, reasons. *See* Collateralized debt obligations
Moody's credit rating, evaluation, 132
paper, 133
rating, 18, 131
REIT-only deal, 433
taxonomy, 129–130
- Real estate investment trust (REIT) debt,
129–134
characteristics, 183
combination, 371
covenants, 130–131
maturities, 132
ratings, reasons, 131–132
- Real estate-backed ABS, 126
- Realized principal loss, amount, 159
- Recapitalizations, 79
- Receivables, portfolio (performance), 136
- Recoveries
levels, response, 398–404
rates, 23, 29. *See also* Collateralized debt obligations; Loans; Structured finance
adjustment, 89
highlighting, 153
- Reference obligation, 219
delivery. *See* Corporate reference obligation; Protection
- Reference obligor, 219
credit events, 236
- Regulatory capital charge, 252
- Reinvestment assumptions, inaccuracies, 386
- REIT. *See* Real estate investment trust
- Relative value matrix, creation, 383
- Remaining principal, 159
- Remeza, Helen, 175
- Replacement reserve, 126
- Reporting requirements, 54, 57–58
- Reschedulings, 47
- Resecuritizations, 4
- Reserve funds, 122. *See also* Cash reserve funds
- Resi B&C, 399
- Residential MBSs (RMBSs), 14, 103–125
combination, 371
defaults, 159
rates, 167
recoveries, 153–154
focus, 7
historical experience, 399
issuance, 5
rating, 18
tranche, 164
- Residential REITs, 134
- Residual amount of par, 446
- Restructuring, 222
- Restructuring credit event, definition, 282
- Retail chains, auction block, 59
- Retail store chain (example), equity buyout firm, 58–60
- Returns, correlation, 374–377. *See also* Collateralized debt obligations
equity returns
simplification, 374–376





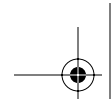
- Return-to-equity, 423
Reverse market flex, impact, 47
Revolving line of credit (RC), 48
Reward, quantitative measures, 43–44
Risk. *See* Credit risk
 grades, 113
 internal structures, usage, 141
 measures, 116
 profiles, difference, 305
 quantitative measures, 43–44
 reduction, 195
Risk-based capital requirements, 252
Risk-free return, calculation, 361
RiskMetrics, 383
Risk-weighted assets, 241
RMBSs. *See* Residential MBSs
Roever, Alexander W., 136, 139
Rolling cohort, 161
RRBs. *See* Rate reduction bonds
R-square, adjustment, 272
Rule 144a. *See* Securities Act of 1933
- Safety in numbers theory, 382
SBA. *See* Small Business Administration
Scenario, probability, 29–30
Scheduled amortization, 62
Scheduled principal repayment, 142
Schneck, Ryan, 66, 266
SDA. *See* Public Securities Association
SDC. *See* Securities Data Corporation
Sears, 135
Seasoning. *See* Loans
 process, 123
Secondary cash market, 295
Secondary CDO market trading
 activity, increase, 382–384
 analytical challenges, 381
 developments, 382–384
Secondary CDO trading
 information, problems/reliance, 384–385
 pitfalls, 384–386
Secondary market, 60–61
 CDO evaluation
 eight-point checklist, 387–408
 model results, 404–408
 loans, assignment/participation, 60
- Secondary purchasers, informational barrier, 409
Secondary trades. *See* Structured finance CDOs
Secondary trading, primary issuances (making), 408–409
Second-priority CDO tranches, 395
Securities Act of 1933, Rule 144a, 146
Securities Data Corporation (SDC), 120
Securities pools, losses (probability distributions), 32–33
Security agreement, 47
Security and Exchange Commission (SEC), public filings, 63
Security holders
 interest, 135
 payments, 106
Semi-annual increments, 150
Senior AAA tranches, 8
Senior debt leverage. *See* Middle market loans
Senior excess OC deltas, 444–445
Senior implied rating, 84
Senior secured lender, control, 77
Senior secured loan, 44
 seniority, 77–78
Senior tranches
 excess OC delta, 445
 par value, 207
 protection, 210
 usage, 12
Senior unsecured bonds, 85, 88
 prices, 272
Senior unsecured rating, 84, 89
Senior unsecured U.S. corporate debt, recovery rates, 194
Senior/junior AAA notes, 15
Senior-most debt tranche, 12–13
Senior-most tranche, 12–13
Senior-subordinated structures, 122–123
Sequential-pay bonds, 146
Sequential-pay CMO structure, 110–111
Sequential-pay support bond classes, 111
Settlement option. *See* Credit default swaps
SF. *See* Structured finance



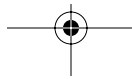
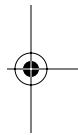


- Shadow rated companies, financial ratios (comparison), 98
- Shadow rating, 98
- Sharpe ratio, 363
definition, 361
- Shifting interest mechanism, 123
- Short-term mark to market volatility, 279
- Short-term secured financing arrangements, 374
- Shtogrin, Igor, 194
- Single credit risk, Monte Carlo simulation, 446–449
- Single monthly mortality rate (SMM), 107, 138
- Single-A rated CMBS debt, 131
- Single-name CDS, 274
book, 259
- Single-name concentrations. *See* Portfolios contributions, 449
- Single-name diversity, effects, 334
- Single-name limits, 331. *See also* Default correlation
- Single-name originator risk, reduction, 435
- Single-name risk
assessment, 446
quantification, 436. *See also* Collateralized debt obligations
tranche projections, relationship, 441–443
- Single-name SF CDS, usage, 286, 295
- Single-name tranching exposures
assessment, 266–274
default timing, 269–271
portfolio defaults, 267–269
rating cohort, 267–269
- Single-tranche CDO, 233, 255
economics, 234, 260
- Single-tranche CDOs, 260–261
- Single-tranche synthetic CDO, flexibility, 260–261
- SIV. *See* Structured Investment Vehicle
- Size bias, 430, 431
- SLABS. *See* Student loan asset-backed securities
- SLS. *See* Supplemental Loans to Students
- Small Business Administration (SBA)
loan-backed securities, 141–142
loans
franchise loans, comparison, 145
variable rates, 142
SBA-backed securities, prepayments, 142
- SMM. *See* Single monthly mortality rate
- Sobehart, Jorge, 194
- Sovereign bond defaults. *See* Emerging market
- Sovereign borrowers, 194
- S&P. *See* Standard & Poor's
- Special purpose entity, collateral portfolio, 155
- Special purpose vehicle (SPV), 149
formation, 231
loans, sale, 241
usage, 233
- Specialty retail stores, franchise operation, 146
- Speculative grade bond defaults, Moody's prediction, 343
- Speculative grade loans, 57
- Speculative-grade aircraft leases, 390
- Speculative-grade assets, investment, 9
- Speculative-grade collateral, 441
- Speculative-grade default rates, 158
- Speculative-grade loan
borrowers, 88
defaults, S&P LCD prediction, 343
- Sprague, Jonathan, 43
- Spread
configuration, 424
tightening, 382–384
- SPV. *See* Special purpose vehicle
- Squeezes, reports, 285
- Stafford loans, 140
- Standard & Poor's (S&P). *See* Structured finance
constant annual default/recoveries, 159–160
corporate senior unsecured bond default experience, 369
data, 62, 348
transition-to-D rates, 156, 162
default rates, 164





- Standard & Poor's (*Cont.*)
 Leveraged Commentary and Data (LCD), 44–46, 48–50, 52–53
 formation, 60
 institutional loan defaults, 367
 prediction. *See* Speculative-grade loan usage, 87. *See also* Middle market loans
 loan recovery studies, 88
 manager reports, 398
 ROC report, 398
 studies, 190
 Moody's studies, combination, 167
 time series, 267
 Standard & Poor's (S&P), rating transition
 matrices, results, 158
 studies, 156–158
 Standard deviation, 274, 310–311
 Standardized tranches, trading, 234
 Staples, David, 77
 Static CDOs, managed CDOs (contrast), 256
 Static portfolio CDOs, 405
 Statistical anomalies, data adjustment, 362
 Statutory asset, 150
 Step Up. *See* PayGo
 Step-ups, 39. *See also* Coupon step-ups
 Story bonds, 197
 Stranded assets, 148–149
 Stress factor, 28
 Strict equity subordination, assumption (relaxation), 376–377
 Stringer, Tony, 84
 Stripped MBSs, 103, 109–110
 Structural call protection, 128
 Structural enhancements, evaluation. *See* Collateralized debt obligations
 Structural matrix. *See* Collateralized debt obligations
 Structural protections. *See* Collateralized debt obligations
 Structured finance (SF)
 bond
 loss curves, 179–182
 purchase. *See* Cash SF bond
 cash flow CDOs, 171
 corporate default rates, contrast, 154–156
 defaults, 153, 371–372
 rates, comparison/reconciliation, 158, 162–164
 documentation, evolution, 281
 Failure to Pay Principal, 287
 high-yield CDOs, contrast, 172–174
 deal structure, 172–174
 historical loss rates. *See* Moody's Investors Service
 loss given default, S&P, 159
 market, situation (improvement), 285
 portfolios, 154
 recoveries, 371–372
 rates, 153
 REIT, 134
 securitization, 282–283
 requirement, 284
 security, available funds cap, 291
 SF-backed CDOs, 133
 tranches
 interest payments, absence, 372
 terms, 287
 transaction, 127
 subset, isolation, 165–166
 Structured finance (SF) assets, 382
 heterogeneity, 155
 negative convexity, 182–183
 ratings, 7
 usage, 14
 Structured finance (SF) CDOs
 cash flow modeling, 372–373
 CDRs, application, 167–169
 collateral focus, 441
 considerations, 398–404
 corporate bond-backed CDOs, comparison, 174
 credit
 losses, timing (Moody's approach), 178–182
 quality, 172
 diversity, quality (questions), 176–178
 effects. *See* Collateralized debt obligations
 I/C tests, 173

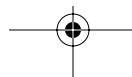


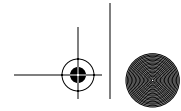


- Structured finance CDOs (*Cont.*)
management, SF CDS effect, 294–295
negative basis, 286
OC tests, 173
portfolio, 168
attributes, 169
rating agencies, 174–182
recoveries, application, 167–169
secondary trades, 388
structures, 179
types, 295–296
- Structured finance (SF) CDOs collateral
distress, defining, 182
diversity, 175–176
overlap. *See* U.S. SF CDOs
stress, 402
- Structured finance (SF) CDS, 281
amortization, 283
credit events, ambiguity, 286
difficulties, 284–294
effect. *See* Structured finance CDOs
hard credit events, contrast, 286–287
maturity, 283
negative basis, 286
rating agency concerns, 287–289
upfront exchange trade, 295
- Structured finance (SF) collateral, 38
decline, 392
default, 179–182
review, 103, 135
- Structured finance (SF) credit
contrast. *See* Corporate finance credit
performance, 165
problem, ambiguity, 283
risk, specificity, 284
- Structured finance-backed CDOs, 388
division, 454
- Structured Investment Vehicle (SIV), 384
- Structured IOs, 111
- Structured portfolio investments, supply/demand, 239
- Structured products, 150–151
- Student loan asset-backed securities (SLABS), 139
- Student Loan Marketing Association, 140
- Student loan-backed securities, 139–141
collateral, 140
- Subindices, composition (web site), 227
- Subordinate debt, 97
- Subordinate excess OC delta, 444–445
- Subordinate interest, 123
- Subordinate tranches
excess OC deltas, 445
PIK-ability, 22
- Subordinated debt, 7
- Subordinated loans, holding company
level, 84
- Subordinated residential mortgage paper,
183
- Subordinated unsecured debt, 29
- Subordination
credit protection source, 460
debt holder examination, 424–425
interest costs, impact, 423–424
level, 123
- Subprime borrowers, 113
- Subprime collateral, 116
- Subprime deals, back-end DTI ratio, 119
- Subprime home equity loans, 114
- Subprime loans, 113–114
- Subprime MBS securitization, 285
- Subprime mortgage, 113
- Subvented rates, 138
- Super-senior CDS, 250
- Super-senior tranche, 245
- Supplemental Loans to Students (SLS), 140
- Support bond, 111
- Survivorship bias, 430
- Swaps, risk weight, 248
- Synderman, Mark, 180
- Syndicated loans, 44
market, institutional investors (number), 49
- Syndication
process, 46–48
prominence, 46
- Synthetic arbitrage CDOs, 255, 281. *See also* Full-capital structure synthetic arbitrage CDOs
arbitrage level, 259–260
issuance, 255
- Synthetic balance sheet CDOs, 241
performance problems, 460

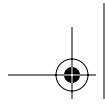


- Synthetic CDOs, 219, 229–239. *See also*
Fully funded synthetic CDOs;
Partially funded synthetic CDOs
advantages, 236–239
CDO location, 232–233
credits, access, 237
equity investors, 259
evolution, 233–234
market, 265
performance cash flow U.S. balance
sheet CDOs performance (dispar-
ity), 460–461
portfolios, 269
price, structural factors, 234–236
problem, analysis, 460
ramp-up periods, 237
Synthetic collateralized loan obligation,
251
Synthetic full-capital structure arbitrage
CDOs, balance (change), 256
Synthetic secondary trading, develop-
ment, 384
Synthetic SF CDO tranches, 288
- Tails. *See* Heads/tails
Tangible net worth, measure, 56
Tax-exempt securities, issuance, 140
Teicher, David, 89
Ten-credit loan portfolio, 336
Term funding, 244
Term loans (TL), 48, 82
Third-party guarantor, credit risk, 122
Tier I concepts, 147
Tier II concepts, 147
Time series correlation. *See* Default rates
Time-fluctuation default rates, 269
TLa. *See* Term loan A
TLb. *See* Term loan B
Total debt, equation, 51
Total debt/EBITDA ratio, 98
Total leverage ratio, 98
Total LTV, 131
Trac-X, 227
Trade ideas, 356
Tranched basket CDS, 231
Tranches, 110. *See also* Debt
attachment point, risk/premium, 235
defaulting, 168
detachment point, 235
downgrades, cumulative frequency, 462
excess OC, 443
NAV, 394–397
NPV, 448
par value, 207
payment defaults, 160
projections, relationship. *See* Single-
name risk
ratings, 464
downgrade frequency. *See* Collat-
eralized debt obligation tranches
relationship. *See* Equity
width, 235
write-downs, 236
yields, 197–198
Transaction closing date, 366
Trigger formula, 137
Triplet default correlation, 318–320
maximum, 318–319
occurrence, 317
usage, 314–318
Truglia, Vincent, 192
Trustees, 16
reports, review, 398
- UBS calculations, 90
UBS Credit Delta System, 237
Uncapped loans, pools, 142
Unfunded CDO tranches, 230
Unfunded super senior tranches, 236–237
Unhedged LIBOR floaters, 141
Uninvested debt proceeds, holding, 8
Unsecured corporate bond, 29
Upfront fees. *See* Loans
Up-front fees, 353
U.S. Bankruptcy Code, Section 1110
(protections), 144
U.S. CLOs, collateral overlap, 436–437
U.S. corporations, default rate pattern,
302
U.S. dollar-denominated sovereign EM
bonds, 189
U.S. high-yield borrowers, 194
U.S. high-yield loans, worst historical
default experience, 348





- U.S. loan markets, European loan markets (contrast), 76–77
- U.S. SF CDOs, collateral overlap, 439–441
- U.S. Treasuries, discount rate, 133
- U.S. Treasury securities, portfolio, 128
- VA. *See* Veterans Administration
- Vama, Praveen, 26
- Variable Cap, 292
- Variable rate SBA loans, 142
- Variable-rate loans, 142
- Variance-covariance matrices, 314
- Varma, Praveen, 165, 369
- Vazza, Diane, 66, 89, 158, 266, 369
- Venn diagrams, usage, 309–310, 317
- Verde, Mariarosa, 62, 266
- Veterans Administration (VA) loans, 125
- Volatility estimates, 212
- WAC. *See* Weighted average coupon
- Wall Street Analytics, 383, 399
- WAM. *See* Weighted average maturity
- WARF. *See* Weighted average rating factor
- WAS. *See* Weighted average spread
- Weighted average coupon (WAC)
- inclusion, 181
 - rate, 106
 - yield, 136
- Weighted average maturity (WAM), 106
- inclusion, 181
- Weighted average rating factor (WARF), 24
- calculation, 34, 178
 - construction, 27
 - deterioration, 177
 - increase, 70
 - levels, 176
 - relationship. *See* Default probability representation, 401
 - scores, 27–28
 - deterioration, 429
 - translation. *See* High-yield bond CDOs values, 406
 - WARF-expected base-case CDRs, 408
- Weighted average spread (WAS) requirement, 386
- Whole-loan CMOs, 112
- Wilde, Tom, 335
- WorldCom, settlement, 222
- Worst-case potential loss, increase, 277
- Write-downs
- ignoring, 290
 - immediacy, 259
 - implication, 287
 - PayGo concept, application, 289–290
 - premiums, 235–236
 - process nonusage, 284
 - timing, 258–259
- Yang, Ruth, 84
- Yield maintenance
- charge, 128
 - provisions, 127
- Yield-to-worst assets, 412
- Yoshizawa, Yuri, 288
- Zennario, Jane, 63
- Zero default correlation, 315
- assumption, 308, 336
 - acceptance. *See* Binomial distribution representation, 306
- Zero pairwise default correlation, 320
- Zero-sum game, 23



<http://www.pbookshop.com>

