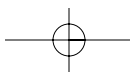


Contents at a Glance

Introduction	1
Part I: Introducing VBA Programming	7
Chapter 1: Where VBA Fits In.....	9
Chapter 2: Your VBA Toolkit	21
Chapter 3: Jumpstart: Creating a Simple VBA Program	35
Part II: VBA Tools and Techniques	49
Chapter 4: Understanding Your VBA Building Blocks	51
Chapter 5: Controlling Access through VBA.....	71
Chapter 6: Programming Access Forms	87
Part III: VBA, Recordsets, and SQL	115
Chapter 7: The Scoop on SQL and Recordsets	117
Chapter 8: Putting Recordsets to Work	147
Part IV: Applying VBA in the Real World	173
Chapter 9: Creating Your Own Dialog Boxes.....	175
Chapter 10: Customizing Lists and Drop-Down Menus	201
Chapter 11: Creating Your Own Functions	241
Chapter 12: Testing and Debugging Your Code	267
Part V: Reaching Out with VBA	295
Chapter 13: Using VBA with Multiple Databases.....	297
Chapter 14: Integrating with Other Office Applications.....	317
Part VI: The Part of Tens	349
Chapter 15: Ten Commandments of Writing VBA	351
Chapter 16: Top Ten Nerdy VBA Tricks	357
Chapter 17: (Way More Than) Ten Shortcut Keys	367
Index	371



<http://www.pbookshop.com>

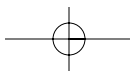
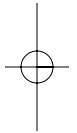
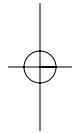


Table of Contents

<i>Introduction</i>	1
About This Book.....	2
Conventions Used in This Book	2
What You're Not to Read.....	3
Foolish Assumptions	3
How This Book Is Organized.....	3
Part I: Introducing VBA Programming	3
Part II: VBA Tools and Techniques	4
Part III: VBA, Recordsets, and SQL.....	4
Part IV: Applying VBA in the Real World.....	4
Part V: Reaching Out with VBA.....	4
Part VI: The Part of Tens	4
Icons Used in This Book.....	5
Web Site for This Book	5
Where to Go from Here.....	6
<i>Part I: Introducing VBA Programming</i>	7
Chapter 1: Where VBA Fits In	9
Taking a Look at Access	10
Understanding VBA.....	11
Seeing Where VBA Lurks.....	12
Finding standard modules.....	13
Finding class modules	13
From VBA to Access.....	15
Finding Out How VBA Works	17
Discovering VBA procedures.....	17
Recognizing VBA procedures.....	18
Chapter 2: Your VBA Toolkit	21
Using the Visual Basic Editor.....	21
Using Project Explorer.....	23
Using the Properties window.....	24
Using the Immediate window.....	25
Using the Code window	26
Referring to Objects from VBA.....	28
Setting References to Object Libraries.....	29
Using the Object Browser	30
Searching the Object Library	32



Access VBA Programming For Dummies

Chapter 3: Jumpstart: Creating a Simple VBA Program 35

Creating a Standard Module	35
Creating a Procedure	36
Understanding Syntax	38
Getting keyword help	39
Help with arguments	43
About named arguments	45
Modifying Existing Code.....	46
Copy-and-paste code from the Web	46
Importing standard modules	47
Modifying existing code.....	48

Part II: VBA Tools and Techniques 49

Chapter 4: Understanding Your VBA Building Blocks 51

Commenting Your Code	52
Understanding VBA Data Types	53
Passing Data to Procedures	55
Storing data in variables and constants	57
Storing data in arrays.....	58
Module-level versus procedure-level.....	60
Naming conventions for variables	61
Repeating Chunks of Code with Loops.....	62
Using Do...Loop to create a loop	62
Using While...Wend to create a loop	64
Using For...Next to create a loop.....	64
Making Decisions in VBA Code.....	66
Using If...End If statements.....	67
Using a Select Case block.....	68

Chapter 5: Controlling Access through VBA 71

Understanding Object Models.....	72
Distinguishing between objects and collections.....	72
Understanding properties and methods	75
Identifying the icons for objects, properties, and methods	77
Manipulating Properties and Methods.....	78
Getting the value of a property.....	79
Changing the value of a property	80
Using an object's methods	81
Seeking help with properties and methods	82

Chapter 6: Programming Access Forms 87

Working with Class Procedures.....	87
Enabling Disabling Form Controls	90
Using VBA to position the cursor.....	91
Choosing an object and event for the code	92

Showing and hiding controls	95
Making controls read-only.....	96
Responding to Form Events.....	96
Changing the Appearance of Objects	99
Changing colors.....	99
Controlling boldface, italics, and such	103
Changing special effects	103
Using the With...End With statements	104
Filling form controls with data	105
Opening and Closing Forms.....	107
Closing a form	109
Adding a related record to another table.....	109
More DoCmd methods for forms.....	111

Part III: VBA, Recordsets, and SQL..... 115

Chapter 7: The Scoop on SQL and Recordsets 117

What the Heck is SQL?.....	117
Writing SQL without knowing SQL	120
Select queries versus action queries	121
Getting SQL into VBA.....	123
Hiding warning messages.....	125
Storing SQL statements in variables	126
Creating Tables from VBA.....	128
Creating new tables from existing tables	128
Creating a new, empty table from VBA.....	129
Closing and deleting tables through VBA	130
Adding Records to a Table.....	131
Appending a single record with SQL.....	132
Query to append one record	133
Changing and Deleting Table Records.....	134
Doing an Action Query on One Record	136
Working with Select Queries and Recordsets.....	137
Defining a connection	140
Defining the recordset and data source	141
Filling the recordset with data.....	142
Methods for managing recordsets	144
Referring to fields in a recordset.....	145
Closing RecordSets and collections.....	146

Chapter 8: Putting Recordsets to Work 147

Looping through Collections	147
Using For Each loops	149
Using shorter names for objects	152

Tips on Reading and Modifying Code.....	153
Square brackets represent names.....	154
Other ways to refer to objects.....	155
Using the continuation character.....	156
Skipping Over Used Mailing Labels.....	158
How SkipLabels Works.....	162
Passing data to SkipLabels.....	164
Declaring variables.....	165
Copying the label report.....	165
Getting a report's record source.....	165
Creating the recordset.....	166
Creating LabelsTempTable from MyRecordSet.....	166
Calling a Procedure from an Event.....	170

***Part IV: Applying VBA in the Real World*..... 173**

Chapter 9: Creating Your Own Dialog Boxes..... 175

Displaying and Responding to Messages.....	176
Asking a question.....	176
Designing a message box.....	177
Responding to a MsgBox button click.....	180
Converting Forms to Dialog Boxes.....	182
Storing dialog box settings.....	183
Setting form properties.....	184
Adding controls to the dialog box.....	186
Creating Custom Combo Boxes.....	188
Creating a Spin Box Control.....	195
Detecting a Right-Click.....	198

Chapter 10: Customizing Lists and Drop-Down Menus..... 201

Programming Combo and List Boxes.....	202
Listing field names.....	204
Listing text options.....	207
Listing Table/Query field values.....	213
Linking Lists.....	217
Running code when a form opens.....	219
Running code when the user makes a choice.....	220
Linking Lists across Forms.....	223
Updating a combo box or a list box.....	224
Open a form to enter a new record.....	226
Seeing whether a form is open.....	227
Getting forms in sync.....	228
More Combo Box Tricks.....	229
Hidden values in combo and list boxes.....	229
Giving users a quick find.....	233
Avoid retyping common entries.....	237

Chapter 11: Creating Your Own Functions	241
The Role of Functions in VBA.....	241
Creating Your Own Functions.....	243
Passing data to a function.....	244
Returning a value from a function.....	245
Testing a custom function.....	246
A Proper Case Function.....	247
How PCase() works	249
Using the PCase() function.....	250
A Function to Print Check Amounts	253
Using the NumWord function.....	255
How NumWord() works.....	258
Chapter 12: Testing and Debugging Your Code	267
Understanding Compilation and Runtime	268
Considering Types of Program Errors.....	270
Conquering Compile Errors.....	271
Expected: expression.....	273
Expected: end of statement	274
Expected: list separator or).....	274
Dealing with Logical Errors.....	276
Checking on variables with Debug.Print	277
Slowing down code	280
Getting back to normal in the Code window	284
Wrestling Runtime Errors.....	285
Responding to a runtime error	286
Trapping runtime errors.....	287
Writing your own error handlers.....	290
Part V: Reaching Out with VBA	295
Chapter 13: Using VBA with Multiple Databases	297
Client-Server Microsoft Access	297
Importing from External Databases.....	303
Linking to External Data through Code.....	305
Avoiding Multiple Tables and Links.....	307
Creating Recordsets from External Tables	309
Importing/Exporting/Linking to Anything	311
Using a macro to write the code	311
Quick and easy import/export.....	313
Chapter 14: Integrating with Other Office Applications	317
Accessing the Object Library	317
Exploring a program's object model.....	319
Meet the Application object.....	319
Connecting to other programs	321

Sending E-mail via Outlook	322
Sending Data to Microsoft Word	326
Creating the Word template	327
Creating the Access form	329
Writing the merge code	330
Interacting with Microsoft Excel	336
Creating the worksheet.....	336
Creating a query and a form	337
Writing the Excel code.....	338
Running Excel macros from Access.....	347
Part VI: The Part of Tens	349
Chapter 15: Ten Commandments of Writing VBA	351
I. Thou Shalt Not Harbor Strange Beliefs about Microsoft Access	351
II. Thou Shalt Not Use VBA Statements in Vain	351
III. Remember to Keep Holy VBA Syntax	352
IV. Honor Thy Parens and Quotation Marks	353
V. Thou Shalt Not Guess	354
VI. Thou Shalt Not Commit Help Adultery.....	354
VII. Thou Shalt Steal Whenever Possible	355
VIII. Thou Shalt Not Bear False Witness against Thy Object Browser.....	355
IX. Thou Shalt Not Covet Thy Neighbor's Knowledge.....	356
X. Thou Shalt Not Scream	356
Chapter 16: Top Ten Nerdy VBA Tricks	357
1. Open a Form from VBA.....	357
2. See Whether a Form Is Already Open.....	358
3. Refer to an Open Form	358
4. Move the Cursor to a Control.....	359
5. Change the Contents of a Control	360
6. Update a List Box or Combo Box	361
7. Show a Custom Message	361
8. Ask the User a Question	362
9. Print a Report	363
10. Get to Know the DoCmd Object	364
Chapter 17: (Way More Than) Ten Shortcut Keys	367
Code and Immediate Window Shortcuts.....	367
General VBA Editor Shortcut Keys	369
Debug Shortcut Keys	369
Index.....	371