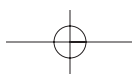
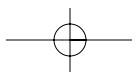


CONTENTS

Acknowledgments	xi
Introduction	1
STRATEGY 1: ENGAGE YOUR PARTICIPANTS FROM THE START	7
Tip 1: Give Participants Something to Do Before the Session Formally Begins	9
Tip 2: Structure the Initial Social Interactions Among Participants	12
Tip 3: Create Icebreakers That Focus Solely on Immediate Learning Involvement	17
Tip 4: Enlarge the Pool of Participation at the Very Beginning	22
STRATEGY 2: BE A BRAIN-FRIENDLY PRESENTER	25
Tip 5: Build Brain Interest in What Is Being Presented	27
Tip 6: Help Your Participants’ Brains to “Get It”	32
Tip 7: Involve Participants Throughout Your Presentation	39
Tip 8: Help Participants “Save” the Presentation in Their Brains	46
STRATEGY 3: ENCOURAGE LIVELY AND FOCUSED DISCUSSION	49
Tip 9: Engage Participants Before Plunging into the Discussion	51



Tip 10: State Effective Questions for Discussion	55
Tip 11: Improve the Quality of Discussion Through Participant Preparation	60
Tip 12: Alter the Discussion Format	64
Tip 13: Facilitate the Flow of Conversation	70
STRATEGY 4: URGE PARTICIPANTS TO ASK QUESTIONS	75
Tip 14: Help Participants Get Started	77
Tip 15: Create the Need for Questions	82
Tip 16: Let Participants Know You Expect Questions	87
STRATEGY 5: LET YOUR PARTICIPANTS LEARN FROM EACH OTHER	91
Tip 17: Choose How You Compose Learning Teams	93
Tip 18: Build Learning Teams Before Giving Them Work	98
Tip 19: Gradually Immerse Participants in Team Learning	103
Tip 20: Use a Variety of Team Learning Activities	108
Tip 21: Invite Participants to Teach Each Other	113
STRATEGY 6: ENHANCE LEARNING BY EXPERIENCING AND DOING	119
Tip 22: Create Experiences That Simulate or Match Reality	121
Tip 23: Ask Participants to Reflect on the Experience	128
Tip 24: Avoid “Monkey See, Monkey Do”	132
Tip 25: Use Role Play to Develop Verbal Skills	136
STRATEGY 7: BLEND IN TECHNOLOGY WISELY	141
Tip 26: Transform Active Classroom Strategies into e-Learning	143
Tip 27: Use e-Learning to Supplement Classroom Learning	147



Tip 28: Use Classroom Sessions to Supplement e-Learning Activities	150
---	-----

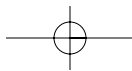
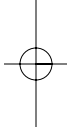
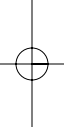
STRATEGY 8: MAKE THE END UNFORGETTABLE 153

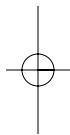
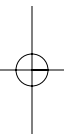
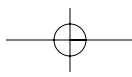
Tip 29: Get Participants to Review What’s Been Learned	155
Tip 30: Ask Participants to Evaluate Their Accomplishments	161
Tip 31: Have Participants Plan for the Future	165
Tip 32: Let Participants Celebrate the End	170

FINAL ADVICE 175

About the Author	181
Pfeiffer Publications Guide	183

<http://www.pbookshop.com>





<http://www.pbookshop.com>

