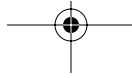


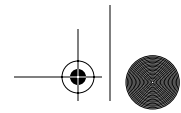
# Index

- 8-K disclosures, requirement, 12–14
- 8-K filing, 9, 30
- 8-K statement, 12–14
  
- Abate, James A., 199
- ABO. *See* Accumulated benefit obligation
- Absolute priority rule, 232, 247
- Accelerated depreciation, 44, 76
- Accountability, impact, 30
- Accounting. *See* Depreciation; Inventory
  - accrual method, 64
  - choices, 73–82
  - data, usage, 133
  - earnings, correlation, 145
  - firms, nonaudit engagements (limitation), 87
  - flexibility, 52–53
  - methods, 135
    - measure, nonsensitivity, 203
  - profits, adjustments, 205–206
  - standards, changes, 77
- Accounting and Auditing Enforcement Release No. 1499, 29
- Accounting policies/practices, usage. *See* Companies
- Accounting principles, 47
  - change, 135
    - cumulative effect, 69
  - identification, 33–35
- Accounting Principles Board Opinions, 34
  
- Accounting profit, contrast. *See* Economic profit
- Accounting Research Bulletins, 34
- Accounting Standards Executive Committee Practice Bulletins, 34
- Accounts payable, 32
- Accounts receivable
  - collectibility, 278
  - turnover, equation, 107
- Accrual accounting, usage, 35
- Accruals management, 61–64
- Accumulated benefit obligation (ABO), 79
- Accumulated comprehensive income/loss, 40
- Accumulated depreciation, 37
- Acid test ratio, 104
- Activity ratios, 106–108, 112, 128
  - examination, 100
- Adjusted EPS, 146
- Adverse opinion, 86
- Affirmative covenants, 248–249
- After-tax effect, net income adjustment, 114
- After-tax interest, addition, 181
- AICPA Statement of Financial Position, 186
- Air Transportation Safety and System Stabilization Act, 244
- Altman, Edward I., 242, 243, 245
- Alvarez, Fernando, 282
- Amazon.com, Inc.
  - annual report (2004), 178

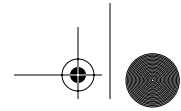




- Amazon.com, Inc. (*Cont.*)  
cash flow, 180
- American Online, Time Warner (merger), 72
- Amortization, permission. *See* Goodwill
- Analysts  
forecasts, meeting/beating, 142–143  
impact, 30
- Annual report  
components, 95
- Annual report, usage, 16
- Anson, Mark J.P., 242
- Antidilutive securities, 151
- AP Business News, 23
- APT. *See* Arbitrage pricing theory
- Arbitrage pricing theory (APT) model, 255, 257–258  
examination, 258
- Arnott, Robert D., 154
- Arvantis, Angelo, 237
- As originally reported data, 17
- Asness, Clifford S., 154
- Asset pricing models, 254
- Asset retirement liability, 39
- Asset securitization, 241
- Assets. *See* Intangible assets  
equation, 36  
impairments, 271–272  
information, 36–38  
investment, 136  
pricing model, 255–258  
sales, gains/losses, 148  
turnover, 130
- Audit committee, role (enhancement), 28
- Auditors  
corporate responsibility, 28  
financial disclosures, 29  
impact, 27–29
- Bacidore, Jeffrey M., 225
- Backup credit facilities, 241
- Bad debt reserves  
change, information, 208  
information, 215
- Balance sheet, 36–41, 123  
assets/liabilities, absence, 6  
debt, disappearance, 5  
restatement, 123  
size, 132  
structure, 41
- Ball, Ray, 143
- Bankruptcy. *See* Involuntary bankruptcy; Voluntary bankruptcy  
prediction  
cash flow analysis, importance, 191  
models, 242–247  
probability, distribution, 246
- Bartov, E.D., 144
- Basic earning power ratio, 112
- Basic earnings per share, 43, 120, 150
- Basu, Sanjoy, 153
- BEA. *See* U.S. Bureau of Economic Analysis
- Benchmarks, selection, 133, 136–137
- Berk, Jonathan B., 170
- Berkshire Hathaway, annual report, 280
- Beta, 255. *See also* Fundamental beta; Historical beta; Stock definition, 217  
*Value Line Investment Survey* result, 218
- Betker, Brian L., 247
- Bill and hold, 65
- Blume, Marshall E., 240
- Bonds, 39
- Book value, 37, 110  
usage, 219
- Book value equity per share, 120, 166
- Book value of equity per share, equation, 166
- Book value of equity to market value of equity ratio (BV/MV), 167–170

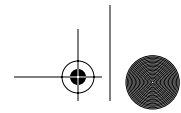


- Book-to-market ratio, 167–170  
  levels, indications, 263–264
- Book-to-market value. *See* Equity ratio, 120
- Boquist, John A., 225
- Bottom-up approach, usage, 207
- Bradshaw, Mark T., 271, 276
- Brahmasrene, Tantatape, 176
- Brannigan, Martha, 67
- Bridge, 23
- Buffett, Warren, 199, 279
- Burgstahler, David, 271
- Business data, 268  
  management analysis, 268
- Business Reporting Research Project, 268
- Business risk, 109  
  degree, 277–278
- Business Wire, 16, 23
- Buyers, bargaining power, 200–201
- BV/MV. *See* Book value of equity to market value of equity ratio
- Byrne, John A., 67
- Campbell, John Y., 152, 155, 156, 257
- Capacity, 238  
  analysis. *See* Payment capacity
- Capital. *See* Invested capital; Net working capital; Return on capital; Working capital
- book value, 220
- equations, 214
- investment, calculation, 202
- leases, 39
- market value, 220
- structure, 109  
    examination, 219
- surplus, 40
- usage/defining, 213–216
- Capital Asset Pricing Model (CAPM)  
  application, 255
- assumptions, 258
- CAPM-based cost. *See* Equity equation, 255
- usage, 255–257
- Capital cost, 181, 217–220  
  definition, 205
- equation, 219
- measurement, 224
- Capital expenditures, 188  
  coverage ratio, 187
- deduction, 183–184
- removal, 187
- Capitalized lease obligations, 214
- Carrying value, 37, 120
- Cash concept format. *See* Funds flow statement
- Cash flow from operations. *See* Operations cash flows
- Cash flow return on investment (CFROI), 192
- Cash flow to capital expenditures ratio, 187
- usage, 190
- Cash flow to debt ratio, 188
- usage, 190
- Cash flows. *See* Free cash flow; Net free cash flow
- analysis, 173
- importance. *See* Bankruptcy approach. *See* Discounted cash flow approach
- classification, 177
- definition, 174
- estimate, 174
- growth, present value, 159
- incremental information, examination, 178–179
- information, 190
- measurement, 189  
    difficulties, 173–175
- patterns, 190–191
- reporting, 176
- sources. *See* Companies statement, 47–50, 273
- cash flow, relationship, 175–180

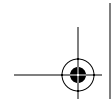


- Cash flows (*Cont.*)  
  uncertainty, 257  
  usefulness. *See* Financial analysis
- Cash flows for/from investing. *See*  
  Investing cash flows
- Cash generation, 178
- Cash inflows, 173
- Cash operating taxes  
  subtraction, 212–213  
  usage, 207
- Cash outflows, 173
- Cash taxes  
  calculation, 212  
  requirement, 185
- Cash value added (CVA), usage, 198
- Cash-operating taxes, 211–213
- CFA Institute, 282
- CFAR ratio (Fitch), 189
- CFO Cash Free Flow Scorecard, 192
- CFO/debt ratios, 189
- CFROI. *See* Cash flow return on investment
- Chan, Louis, 167
- Chan, Louis K.C., 274
- Chaney, Paul, 87
- Channel stuffing, 65
- Chapter 7 bankruptcy, 232
- Chapter 11 bankruptcy, 232
- Character, 238  
  analysis. *See* Issuers
- Chen, Rne-Raw, 242
- Choudhry, Moorad, 242
- Coca-Cola Company  
  Annual Report (2004), 40  
  BV/MV, 168  
  capital, book value/market value,  
    226  
  economic profit, reporting (cessa-  
    tion), 225
- Coggin, T. Daniel, 282
- Collateral, 238  
  analysis, 247–248  
  types, 248
- Collin-Dufresne, Pierre, 235
- Common equity, book value, 214
- Common stock, share (current price),  
  159
- Common-size analysis, 132–133  
  usage. *See* Financial statements
- Companies  
  accounting policies/practices, usage,  
    51  
  background, 268  
  borrowing, dependence, 187  
  business, examination, 83–84  
  capital cost, calculation, 202  
  capital spending, financing sources,  
    187  
  cash flows, sources, 49  
  descriptions, 125–128  
  discount rate, usage, 81  
  factors, 125–128  
  financial scandals, 273  
  going concern, assumption, 35  
  history, consideration, 87–88  
  industry, 126–128  
  investment decisions, 199  
  operating cycle, 106  
  operating profit, calculation, 202  
  pension expense, reporting, 79  
  performance, 192–193  
    measurement, 197  
    operations, evaluation, 142  
  pressure, 142  
  problems, tell-tale signs, 86–90  
  proceeds, 110  
  profits, share, 136  
  representatives, interviews, 18–19  
  Sarbanes-Oxley Act of 2002, impor-  
    tance, 26–30  
  structure, 240  
  success, examination, 274–276  
  watchdogs, 52
- Company-specific information, 20, 23
- Comparative advantage, definition, 198

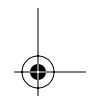
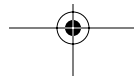
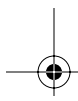
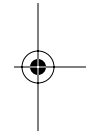




- Compensation. *See* Executive compensation  
increase, rate, 79
- Competition, 241
- Competitive advantage, definition, 198
- Competitive position, 240
- Competitors, identification, 7
- Component percentages, 109
- Conservatism, 239  
principle, 65
- Consulting/professional fees, 272
- Consumer Price Index, usage, 95
- Continuing operations, income, 271
- Control systems, 239
- Cookie jar reserves, 65  
usage, 65
- Copeland, Thomas, 201, 211, 216, 218, 282
- Core earnings, 147–148
- Corporate bankruptcy, prediction, 242
- Corporate bonds  
credit downgrade risk, 237  
issues, 247
- Corporate credit analysis, factors, 238–250
- Corporate responsibility. *See* Auditors
- Correlation range, 62
- Cost of capital. *See* Capital cost
- Cost of goods sold (COGS), 42, 103  
average day amount, 100  
equation, 42, 101, 102  
increase, 70
- Cost of sales, 42
- Covenants, 238. *See also* Affirmative covenants; Negative covenants  
analysis, 248–250
- Coverage ratios, 109–112
- Creative depreciation, 85
- Credit, sales (amount), 107
- Credit analysis, 231  
factors. *See* Corporate credit analysis
- Credit downgrade risk, 231, 235–238  
definition, 232
- Credit rating  
downgrade, 237  
indicator, 233  
upgrade, 235
- Credit risk  
types, 231–236  
understanding, 234
- Credit spread risk, 231, 234–235  
definition, 232  
existence, 234
- Credit-scoring model, 243
- Cross-sectional security returns, 169
- Cumulative probability distribution, 246–247
- Cumulative profitability, 245
- Cumulative write-offs, 215
- Currency sensitivity, 260
- Current assets, 36, 100  
need, 37
- Current liabilities, 39, 100
- Current ratio  
consideration, 105  
equation, 104
- Customer  
payments, slow-down, 88  
sales, 19
- CVA. *See* Cash value added
- Damodaran, Aswath, 218, 282
- Data  
reporting, changes, 19  
usage, 23
- Davis, James L., 264
- DDB. *See* Double-declining balance
- Debt. *See* Long-term debt  
after-tax cost, 217  
book value, determination, 218–219  
disappearance. *See* Balance sheet  
discount, result, 71  
incurrence test, 249  
ratio, 110  
divergence, 129–130  
service, 245



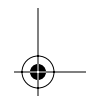
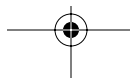
- Debt-to-equity ratio, 110
- Dechow, Patricia M., 282
- Declining balance method, 44, 45
- Default risk, 232–234  
definition, 232
- Deferred income taxes, 39  
source, 45
- Deferred taxes, 39, 69–70  
changes, 211  
decrease, 185, 212  
increase, 211
- Defined benefit plan, definition, 78
- Defined contribution plan, definition, 78
- Delta Air Lines  
bail-out money, 244  
high-risk bankruptcy category, 244
- Demchak, Bill, 237
- Demographics, dependence, 127
- Depreciable lives information, 77
- Depreciation, 61. *See also* Accelerated depreciation; Accumulated depreciation; Straight-line depreciation  
accounting, 75–78  
definition, 37, 42  
expense  
determination, 44  
increase, 70  
impact, 70  
information, 44–47  
methods, 75–76
- Derivatives, usage, 279
- Diluted earnings, 43, 120
- Diluted earnings per share (EPS), 43, 150  
calculation, 120
- Dilutive securities  
impact, 148  
obligations, 120
- Direct method, usage, 176–177
- Disclosures  
requirement, 7–20. *See also* Full disclosure  
understanding, 270–273
- Discount rate, 79  
usage, 211. *See also* Companies
- Discounted cash flow approach, 201
- Discretionary accruals  
example, 61–62  
usage, 61. *See also* Nondiscretionary accruals
- Dividend payout ratio, 122  
equation, 156, 157
- Dividends  
decline, expectation, 163  
determination formulae, violation/deficiency, 250  
growth, 153  
expectation, 162  
measure, 154  
payments, limitations, 249–250  
payout, 154, 156–157  
present value, 164  
equation, 164  
received, classification, 177  
removal, 274  
representation, 161  
stock prices, relationship, 158  
usage, 154–166  
yield, 154–156, 260  
equation, 155  
future dividends, relation, 156
- Dividends per share (DPS), 122, 154–155  
equation, 155  
focus, 157
- Dividends valuation model (DVM), 159–166  
disadvantages, 165  
PE, relationship, 165–166
- Dodd, David L., 153
- Dollar, unit measure, 34
- Double-declining balance (DDB) method, 45
- Dow Chemical, 136–137

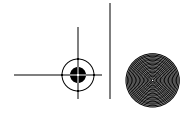


- Dow Jones, 16
- Downen, Richard J., 143
- Downgrade. *See* Credit rating
- DPS. *See* Dividends per share
- DRI, 23
- Dugan, Michael T., 190
- DuPont analysis, 130
- DuPont Breakdowns, 115, 130
- DuPont system, 115–117
- Duration, 235. *See also* Spread duration
- DVM. *See* Dividends valuation model
- Earnings. *See* Core earnings; Pro forma earnings
- accumulation, 110
  - cash flows, differences, 19
  - estimation, 153
  - expectations, deviations (explanation), 19
  - forecast, 262
  - growth, 255
    - rate, 274
  - measurement, usage, 141–151
  - potential dilution, 120
  - quality, 187
  - reporting, 142
  - retention, 242
  - retrospective change, 68
  - targets, 142
  - variability, 260
    - risk index, 262
  - yield, 260
    - information, 151
    - risk index, 262
- Earnings before depreciation and amortization (EBDA), 174
- measure, problems, 174
  - total assets ratio, 242
- Earnings before interest, taxes, depreciation, and amortization (EBITDA), 174–175, 271
- EBITDA/debt ratio, 189
  - popularity, 175
- Earnings before interest and taxes (EBIT), 42
- Earnings management, 59
- academic research, 61
  - determination, 62
  - possibility, 142–145
- Earnings per share (EPS), 43–44. *See also* Basic earnings per share; Diluted earnings per share
- average, 153
  - calculation, 43
  - equation, 148–150
  - figures, 147
  - usage, 120–123, 148–151
- Earnings yield (E/P), 151
- Earnings-price ratio, 263
- Eastern Airlines
- bankruptcy, 232
  - liquidation, 232
- Eastman, Kent, 175
- Eastman Kodak, operating earnings/net income, 68, 69
- Easton, Peter D., 145
- EBDA. *See* Earnings before depreciation and amortization
- EBIT. *See* Earnings before interest and taxes
- EBITDA. *See* Earnings before interest, taxes, depreciation, and amortization
- Economic cyclicalities, 240
- Economic data, 22, 23
- Economic environment, impact, 7
- Economic life, 75
- Economic profit, 204–216
- accounting profit, contrast, 205–206
  - calculation, 206–211
  - conflict, 223
  - dollar terms, 225
  - equation, 207
  - investor valuation, 227
  - measurement, problems, 227

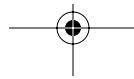


- Economic profit (*Cont.*)  
NPV, comparison, 206  
performance, relationship, 220–221  
relation. *See* Market value added  
value added measures, 201
- Economic value added (EVA), 201,  
206. *See also* Refined economic  
value added  
measure, 198, 215  
MVA, reconciliation, 222–224  
usage, 198
- EDGAR. *See* Electronic Data Gather-  
ing Analysis and Retrieval
- Efficient portfolio, 254
- EITF. *See* Emerging Issues Task Force
- Electronic Data Gathering Analysis  
and Retrieval (EDGAR), 281  
Online service, 20  
web site, 8
- Emerging Issues Task Force (EITF), 34
- Employees  
options  
cost, 148  
expensing, 148  
severance costs, 271
- Enron Corporation  
10-K filings, 275  
cash flows, 276, 277  
liabilities/equity, report, 276  
pension blackout period, 29  
proxy DEF 14A, 28  
stock, gains, 6
- Entrants, threat, 200–201
- E/P. *See* Earnings yield
- EPS. *See* Earnings per share
- Equipment trust certificates (ETCs), 248
- Equity  
analysis, 141  
book value, determination, 218–219  
book-to-market value, 263  
capital cost, 217  
CAPM-based cost, 224  
equation, 36  
information, 39–41  
market value, 111  
multiplier, 113
- Equity/total capitalization, market  
value, 242
- Estimates, change, 76–78
- ETCs. *See* Equipment trust certificates
- European Union companies, financial  
statements preparation, 17–18
- EVA. *See* Economic value added
- Excess cash, adjustment, 216
- Excess cash flow, future use, 182
- Excess shareholder value, 206
- Executive compensation, 14
- Expected excess return, 264
- Expenses. *See* Extraordinary revenues/  
expenses  
recognition, 60, 64–67  
relationship. *See* Segments
- Extraordinary items, 67–69  
income, 271  
occurrence, 135
- Extraordinary revenues/expenses, 19
- Fabozzi, Frank J., 165, 240, 242,  
247, 248, 282
- Factor models, 258–259. *See also*  
Fundamental factor models
- Fair Disclosure. *See* Regulation FD
- Fama, Eugene F., 153, 167, 169, 224,  
263, 264
- Fama-French 3-factor model, 264
- FASB. *See* Financial Accounting Stan-  
dards Board
- FCF. *See* Free cash flow
- FCFE. *See* Free cash flow to equity
- FCFF. *See* Free cash flow to the firm
- FD. *See* Regulation FD
- Federal Securities Act of 1864, 8
- FIFO. *See* First-in, First-out
- Filings, requirement, 15
- Financial Accounting Concept 1, 15

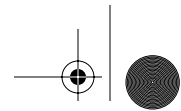




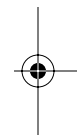
- Financial Accounting Standards Board (FASB), 17, 54, 268, 281  
responsibility, 8  
statements and interpretations, 34
- Financial analysis, 84–85, 95, 276–277  
cash flows, usefulness, 186–193  
definitions, 4  
future, Sarbanes-Oxley impact, 280–281  
lessons, 267, 270
- Financial condition, 7
- Financial data. *See* Pro forma financial data  
sources, 24
- Financial disclosures. *See* Auditors SOX, impact, 26
- Financial information  
examination, problems, 5–6  
location, 6–7  
quality, 59
- Financial leverage, 109–112  
analysis, 100  
driver, 257  
ratio, 129–130  
types, 109
- Financial philosophy, 239
- Financial position, 240
- Financial ratios, 125, 127–133  
analysis, 96  
problems, 133–137  
number, 99  
usage, 102
- Financial reporting, 4  
objective, 15
- Financial risk, 109
- Financial service companies, information preparation, 22–25
- Financial Statement Restatements, 269, 270
- Financial statements, 33  
common-size analysis, usage, 123–125  
conservatism, assumption, 35  
data, 95  
reporting, 205
- footnotes, importance, 51–52
- information, 36–52  
predefined time periods, recording, 35  
preparation, 35  
values, reporting, 73
- Financial Times*, 23
- Financing  
long-term sources, 213  
source, approach, 215
- Financing expense, deduction, 185
- Fine print, examination, 273–274
- Fink, Ronald, 191
- First Call, 16
- First-in, First-out (FIFO), 52, 73  
LIFO, comparison, 142  
method, comparison, 74
- Fitch Ratings, 233
- Fixed-charge-coverage ratio, equation, 111
- Flood, Frances M., 67
- Footnotes, importance. *See* Financial statements
- Ford Motor Company  
10-K filing (2004), 80  
pension obligation, 80  
pension plan assumptions, 81
- Forecasting, ratios (usage), 137
- Foreign currency exchange rate risk, 278
- Foreign exchange risk, 278
- Foreign-currency translation adjustments, 51
- Form 10-K, 11–12, 30  
disclosures, requirement, 12  
filing, 8  
components, 95  
report, 9
- Form 10-Q, 12, 30  
disclosures, requirement, 12  
filing, required disclosures, 13

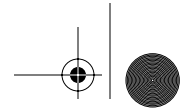


- Form 10-Q (*Cont.*)  
 report, 9
- Forward-looking information, 268
- Foster, Benjamin P., 191
- Franks, Julian R., 247
- Fraudulent reporting, detection, 135
- Free cash flow (FCF), 181–185  
 calculation, 183–185  
 estimation, 183  
 FCF/debt ratio, 189
- Free cash flow to equity (FCFE), 181
- Free cash flow to the firm (FCFF), 181
- French, Kenneth R., 153, 167, 169,  
 224, 263, 264
- Fridson, Martin S., 187, 246, 282
- Full disclosure, requirement, 35
- Fundamental beta, 255
- Fundamental factor models, 253, 259–  
 264  
 applications, 264–265
- Fundamentals, usage, 166–167. *See*  
*also* Risk
- Funded status. *See* Negative funded  
 status
- Funding status, 80
- Funds flow statement, cash concept  
 format, 176
- Future cash flows, value, 158
- Fuzzy items, classification (difficulty),  
 135
- GAAP. *See* Generally accepted account-  
 ing principles
- GAO. *See* General Accounting Office
- Gateway, SEC charges, 143
- General Accounting Office (GAO),  
 restatement report, 270
- General Electric  
 earnings/prices, 144–145  
 restatements, 84
- Generally accepted accounting prin-  
 ciples (GAAP), 4, 33  
 bounds, 60  
 conformance, 34  
 earnings, 271  
 framework, 52  
 IFRS, comparison, 55–56  
 impact, 270–271  
 problems, 53, 145  
 usage, 53, 59
- Geografia e Informatica (INEGI), 21
- Givoly, D., 144
- Goldstein, Robert S., 235
- Goodwill, 214  
 amortization, permission, 214  
 comparison. *See* Intangible assets  
 creation/reporting, 70  
 definition, 71  
 impairment, 60  
 usage/impact, 70–72  
 write-down, 72  
 write-offs, 148
- Goodkind, Christopher L., 237
- Gordon, Myron, 161
- Government agencies, information  
 preparation, 20–22
- Graham, Benjamin, 153
- Grant, James L., 199
- Green, Richard C., 170
- Gregory, Jon, 237
- Gross Domestic Product, usage, 95
- Gross plant/equipment, 37
- Gross PPE, 37
- Gross profit  
 equation, 42  
 margin, equation, 108
- Growth  
 companies, 167  
 prospects, 240  
 rate. *See* Earnings  
 risk index, 262
- Guaranteed loan certificates, 248
- Haldeman, Robert G., 242, 245
- Half-year convention, 47
- Hamao, Y., 167



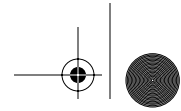
- Harris, Robert S., 167, 169  
Harris, Trevor S., 145  
Hayn, Carla, 143, 144  
Hazard model, 247  
High-yield bonds, 234  
Historical beta, 255  
Historical cost, usage, 54, 134  
Hon, Gijoon, 245  
Hurdle, 225
- IASB. *See* International Accounting Standards Board
- IBM  
fixed assets, variability, 187  
restructurings, report, 68
- IFRS. *See* International Financial Reporting Standards
- Implementation guides (Q&As), 34
- Incentives, evidence, 143–144
- Income, relationship. *See* Segments
- Income before income taxes, 271
- Income statement, 41–47, 73, 123  
adjustment, 41
- Income taxes, 51  
classification, 177
- Indentures, 249
- Independent auditor  
opinion, 86–87  
reappointment, 14
- Indirect method, usage, 176–177
- Industrial Company Rating Methodology, 239, 240
- Industry  
data, 20–22  
description, 126–127  
trends, 7, 240
- Industry-specific factors, 25
- INEGI. *See* Geografia e Informatica
- Inflation, 111  
usage, 134
- Information. *See* Company-specific information; Financial information; Financial statements preparation. *See* Financial service companies  
retrieval process/timing, 7–25  
selection/analysis, 96  
timing, 61–72
- In-process R&D, 69
- Installment sales, impact, 70
- Instituto Nacional de Estadística, 21
- Insurance settlements, 148
- Intangible assets, 37  
goodwill, comparison, 71
- Integrated ratio analysis, 125–133
- Intercompany transactions, adjustments, 41
- Interest coverage ratio, 111
- Interest expense  
cash flows, relation, 177  
reclassification, 178
- Interest income  
classification, 177  
reclassification, 178
- Interest rate risk, 278
- Interest rates, increase, 235
- International Accounting Standards Board (IASB), 17
- International Financial Reporting Standards (IFRS), 18, 54, 177  
comparison. *See* Generally accepted accounting principles
- Internet/Tech stock boom, 145
- Inventory, 36  
accounting, 60, 73–75  
method, choice, 73–74  
days, number (equation), 101  
money representation, total amount, 100  
turnover, 102, 112  
equation, 106  
write-down questions, 75
- Invested capital, 213
- Investing cash flows, 47
- Investment Advisers Act of 1940, 8
- Investment Company Act of 1940, 8





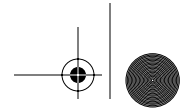
- Investment project, net present value, 202
- Investors
- Sarbanes-Oxley Act of 2002, importance, 26–30
  - utility functions, bounds (placement), 258
- Investors Business Daily*, 23
- Investors relations (IR)
- office, 18
  - officer, obligation, 19
- Involuntary bankruptcy, 232
- Ip, Greg, 144
- IR. *See* Investors relations
- Issuers, character (analysis), 238–239
- Issues, 16–18
- J.C. Penney
- Annual Report 2004, 177
  - data, 17
  - FCF, 181, 184
  - operating activities, cash flow, 177
- Jensen, Michael, 181
- Jeter, Debra, 87
- Jiambalvo, James, 271
- Jones, Charles P., 143
- Junk bonds, 234
- Karceski, Jason, 274
- Kogelman, S., 199
- Koller, Tim, 201, 211, 216, 218, 282
- Krispy Kreme, stock increase, 83–84
- Lakonishok, Josef, 167, 170, 274
- Lanstein, Ronald, 167
- Largay III, J.A., 190, 191
- Last-in, First-out (LIFO), 52, 73
- comparison. *See* First-in, First-out method, comparison, 74
  - reserve, 213
- Latane, Henry A., 143
- Leading P/E ratio, 121
- Leased equipment, changes, 272
- Leases, 51
- impact, 70
- Leone, Marie, 193
- Lev, Baruch, 170, 257
- Leverage, 260
- usage, 263
- Lewellen, Jonathan, 154
- Liabilities
- equation, 36
  - information, 39
- Liebowitz, M.L., 199
- LIFO. *See* Last-in, First-out
- Lim, Felix, 240
- Linear probability model, 246
- Liquid assets, 96, 100
- Liquidity, 245
- analysis, 100–106
  - examination, 98
  - measures, 104–106
  - ratio, 105, 127–128
  - sources, 240
- Litigation, 148
- Loan certificates, 248
- Long-term debt, 52, 214
- Long-term debt-to-assets ratio, 240
- equation, 110
- Long-term indebtedness, current portion, 39
- Long-term liabilities, 39
- Mackinlay, Craig, 240
- Macroeconomic factor model, 259
- MACRS. *See* Modified Accelerated Cost Recovery System
- Maintenance test, 249
- Management analysis. *See* Business data
- Management discussion and analysis (MDA), 11–12
- Managers, self-interest, 60
- Market capitalization, 263
- Market model, 255
- Market risk premium, 218





- Market value added (MVA), 206, 221–222  
    economic profit, relation, 222–223  
    equation, 221, 223  
    measure, focus, 221  
    reconciliation. *See* Economic value added  
    usage, 198  
    value-added measures, 201
- Market value capital components, estimation, 219
- Market value of capital  
    calculation, 202  
    capital investment, comparison, 202
- Market value of equity, book value of equity (relation), 167
- Marketable securities, 36  
    adjustment, 216
- Market-to-book value ratio, 120  
    equation, 121
- Markowitz, Harry M., 165, 254
- Marshall, Alfred, 205
- Marston, Felica V., 167, 169
- Marthe, Vinay, 256
- Martin, J. Spencer, 235
- Matching principles, usage, 35
- Material adverse change clause, 241
- McConville, Daniel J., 188
- McDonald's  
    added value, 220–221  
    balance sheet, 209  
    capital  
        calculation, 215  
        cost, 220  
    economic profit, 221  
    equity cost, beta, 218  
    income statement, 210  
    leasing arrangements, 208  
    MVA, increase, 222  
    NOPAT, 208  
    rental commitments, 211  
    return on capital, 216
- McLeavey, Dennis, 282
- McVay, Sarah, 143, 144, 148
- MDA. *See* Management discussion and analysis; Multiple discriminant analysis
- Mergent, 126
- Merger/acquisition, related expenses, 148
- Merrill Lynch, SEC settlement, 30
- Milbourn, Todd T., 225
- Minority interest, information, 41
- Moberg, Matthew, 271
- Modified Accelerated Cost Recovery System (MACRS), 45–47
- Momentum, 260
- Money Trust monopoly, investigation, 238–239
- Moody's Investor Service, 130  
    rating analysis, 233, 239
- Morrissey, John M., 268
- Mortgage debt, 247–248
- MSCI Barra model, 259–261
- Multiple discriminant analysis (MDA)  
    models, usage, 246  
    output, 243  
    usage, 242
- Murrin, Jack, 201, 211, 216, 218, 282
- MVA. *See* Market value added
- Myers, Stewart, 257
- Nagar, Venky, 143, 144
- NAICS. *See* North American Industry Classification System
- Naik, Vasant, 170
- Narayann, Paul, 242, 245
- National Commission on Fraudulent Financial Reporting, 28
- Negative covenants, 249
- Negative funded status, 80
- Net free cash flow (NFCF), 185–186  
    average, 188
- Net income, 271  
    cash flows, comparison, 62
- Net operating assets, 214  
    definition, 215

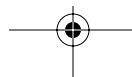
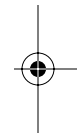


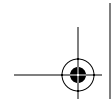


- Net operating cycle, equation, 104
- Net operating profit after taxes (NOPAT), 114, 207–211, 224  
equations, 208
- Net plant/equipment, 37, 214
- Net PPE, 37
- Net present value (NPV), comparison. *See* Economic profit
- Net profit, 108  
margin, 108, 129  
equation, 109
- Net working capital, 100
- NFCF. *See* Net free cash flow
- Nominal amount per share, 40
- Noncurrent assets, 37
- Nondiscretionary accruals, usage, 61
- Nondiversifiable risks, 254
- Nonestimation universe indicators, 260
- Non-GAAP depreciation, 85
- Noninvestment grade bonds, 234
- Nonoperating gains/losses, 67
- Nonoperating items, 60
- Nonrecurring items, 63, 67–69  
nonavoidance, 68
- Non-U.S. accounting, contrast. *See* United States accounting
- Non-U.S. companies, accounting standards (differences), 16–18
- NOPAT. *See* Net operating profit after taxes
- North American Industry Classification System (NAICS), 21, 126, 136
- Notes payable, 39
- Number of days credit, equation, 102
- Number of days payables, equation, 103
- Number of days receivables  
comparison, 103  
equation, 102
- Off-balance sheet  
activity, 16, 18  
arrangements, 12
- Ohlson, James A., 145
- One-time charge, exclusion, 146
- Operating capital, 216
- Operating cash flows, 177
- Operating current assets, 214
- Operating cycle, 36  
equation, 104  
role, 100–104
- Operating earnings, 42  
variability, 245
- Operating expenses, reduction, 85
- Operating income, 42, 114, 271  
calculation, 224
- Operating income after depreciation, usage, 207
- Operating leases, present value, 210, 214
- Operating leverage, 257
- Operating performance, 7
- Operating position, 240
- Operating profit  
capital cost, comparison, 202  
equation, 42  
margin, equation, 108
- Operating profit before taxes, adjustment, 211
- Operating return, breakdown, 115
- Operating return on assets, 245  
equation, 112, 116
- Operational earnings, 271–272
- Operations cash flows, 47
- Opinions. *See* Adverse opinion; Qualified opinions; Unqualified opinions  
disclaimer, 86  
withdrawal, 86
- Osler, Carol, 245
- Out-of-the-money options, 150
- Paid-in capital, 40, 51
- Par value, 40
- Payment capacity  
analysis, 239–247  
factors, 240–241
- Pay-related plans, 79

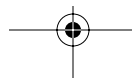
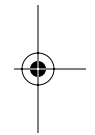


- PBO. *See* Projected benefit obligation
- P/E. *See* Price-earnings ratio
- Penman, Stephen H., 282
- Pension liability, 79
- Pension plans, 51  
definition, 78
- Pension valuation assumptions, 78–82
- Pensions  
gains, 148  
impact, 70
- Performance. *See* Companies; Operating performance  
forecasting, ratios (usage), 133  
measures, 203–204  
relationship. *See* Economic profit
- Petersen, Pamela, 165
- Petersen, Pamela P., 225
- Peterson, David R., 225
- Pfizer, Inc.  
10-K filings, 99  
2004 Annual Report, 97, 98  
balance sheet, 97  
financial leverage ratio, 112  
income statement, 98  
market value of equity, 121  
net income, 137  
performance, evaluation, 96  
Warner-Lambert/Pharmacia  
mergers, 128
- Pinto, Jerald E., 282
- Pitt, Harvey, 267
- Plan assets, expected return, 79
- Plowback ratio, 156  
equation, 122, 156, 157
- Polk, Christopher, 257
- Porter, Michael, 199
- Porter's Five Forces, 199–201, 205
- Portfolios  
construction, 265  
manager, 264
- PPE. *See* Property, plant, and equipment
- PR Newswire, 16
- Preferred shareholders, 158
- Preferred stock dividends, equation, 42
- Pre-tax basis, 111
- Price risk, 278
- Price-earnings ratio (P/E)  
determinants, 153  
equation, 120, 121, 166  
information, 151  
relationship. *See* Dividends valuation model  
usage, 151–153, 262  
variation, 152
- Principal components analysis, 258–259
- Prior years' data, restatement, 16–17
- Pro forma earnings, 145–147
- Pro forma earnings per share, 146
- Pro forma financial data, 52–53
- Production units, 76
- Profit  
estimate, 73  
increase, problems, 5  
margin, 115  
ratios, 108
- Profitability. *See* Cumulative profitability  
analysis, 100, 108–109  
overstatement, 225  
ratio, 128–129
- Projected benefit obligation (PBO), 79
- Projected P/E ratio, 121
- Property, plant, and equipment (PPE), 54. *See also* Gross PPE; Net PPE
- Proposals, details, 15
- Prospectus, 9
- Proxy statement, 9, 14–15
- Public Company Accounting Oversight Board, 87
- Public Law 107-204, 26
- Public watchdog function, 27–28
- Pujo Committee, 238–239
- Purchased R&D, charges, 69
- Qualified opinion, 86

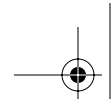




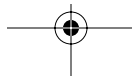
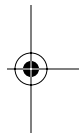
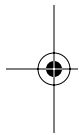
- Quick ratio, 104  
equation, 105  
exclusion, 128
- Rating agencies, rating systems, 233–234
- Rating classes, migration, 237
- Ratios. *See* Financial ratios  
analysis, 187–189. *See also* Integrated ratio analysis  
breakdown, task, 117  
creation, impact, 204  
defining, 96–99  
selection/interpretation, 135–136  
types, 99–112  
usage, 96–99. *See also* Forecasting value, problems, 98
- Raw descriptors, 259
- Receivable turnover, 112
- Refined economic value added (REVA), 198
- Registration statements, 10
- Regression analysis, 217
- Regulation, degree, 241
- Regulation FD (Fair Disclosure), 19–20
- Regulatory environment, 240
- Regulatory issues, impact, 7
- Reid, Kenneth, 167
- Release income, 147
- Rendleman, Richard J., 143
- Required rate of return, 159
- Research and development (R&D)  
decrease, 132  
expenses, 241  
investment, 38
- Residual risk, 254
- Residual value, 44, 75  
recoverability, 278
- Restatements, 84–85, 135  
occurrence, 269
- Restructuring charges, 69
- Retained earnings, 40, 51
- Return, required rate. *See* Required rate of return
- Return on assets, 130  
equation, 113, 116  
ratio, 112–113
- Return on capital, 216–221  
equation, 216
- Return on common equity, 113  
equation, 113
- Return on equity, 130  
equation, 113, 116
- Return on invested capital, 114
- Return on investment ratios, 112  
analysis, 112–123
- Return ratios, advantage, 203
- Reuters, 16
- REVA. *See* Refined economic value added
- Revenues. *See* Extraordinary revenues/expenses  
growth, problems, 5  
improper accounting, 65  
recognition, 60, 64–67
- Risk  
analysis, fundamentals (usage), 253  
factors, 255  
indices, 259–260  
measurements, 262  
management, 279–280  
measurement, 253–254  
term, usage, 253–254  
types, 278–279  
understanding, 277–280
- Risk-free portfolio, 218
- Risk-free rate, 217
- Rite Aid Corporation, common stock (worthlessness), 166
- Rivalry, degree, 200–201
- Robinson, Thomas R., 282
- Rosenberg, Barr, 167, 256
- Ross, Stephen A., 257t
- Rubin, Marc A., 282
- Russell 3000 rankings, 225



- Sabre Holdings/Travelocity, 145–146
- Sales growth, persistence, 274
- Sales revenue, generation, 136
- Salvage value, 44–45, 75  
incorporation, 46
- Samson, William D., 190
- Sarbanes-Oxley Act of 2002 (SOX),  
3, 87  
implications, 280–281  
importance. *See* Companies; Investors  
oversight board creation, provisions, 52  
provisions, 26–28, 30  
regulations/changes, 59  
requirements shift, 12
- Schedule 13D, 10
- Schedule 14D-1, 10
- Schrand, Catherine M., 282
- Secured equipment certificates, 248
- Securities Act of 1833, 8
- Securities and Exchange Act of 1934, 8
- Securities and Exchange Commission (SEC)  
Accounting and Auditing Enforcement Release No. 1393, 75  
charges. *See* Gateway  
filings, 7  
pro forma financial data release requirements, 53  
RIN 3235-A169, 53  
RIN 3235-AH82, 19  
RIN 3235-AI33, 11, 12  
RIN 3235-AI46, 12  
RIN 3235-AI171, 28  
RIN3235-AI170, 12  
selective disclosure rules, 19–20  
settlement. *See* Merrill Lynch
- Securities and Exchange Commission v. Albert Dunlap et al.*, 65
- Securities and Exchange Commission v. ClearOne Communications, Inc.*, 67
- Securities and Exchange Commission v. Dean L. Buntrock, Phillip B. Rooney, James E. Koenig, Thomas C. Hau, Herbert A. Getz, and Bruce D. Tobeksen*, 85
- Securities Exchange Act of 1934, 75
- Securities returns. *See* Cross-sectional security returns  
explanation, book-to-market equity ratio (usage), 169
- Segments  
income/expenses, relationship, 61  
results, focus, 83
- SFAS. *See* Statement of Financial Accounting Standards
- Shareholder value added (SVA), 198
- Shareholders  
documents, distribution, 15–16  
equity, 40  
statement, 51  
ratios, 117–123  
wealth, maximization, 221
- Shares  
accounting value, 40  
change, timing, 148  
outstanding, weight average number, 149  
value, 162
- Shaw, Pam, 87
- Shevlin, Terry, 271
- Shiller, Robert J., 152, 155, 156
- Shipper, Katherine, 60
- Shleifer, Andrei, 170
- Shore, Andrew, 66
- Short-term bank loans, 39
- Short-term interest bearing debt, 115
- Short-term liabilities, 129
- Shumway, Tyler, 245
- SIC. *See* Standard Industrial Classification
- Size nonlinearity, 260
- Sloan, Richard G., 271

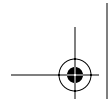


- Software write-offs, 272  
Sougiannis, Theodore, 170  
SOX. *See* Sarbanes-Oxley Act of 2002  
Special items, occurrence, 135  
Speculation, 233  
Spread duration, 235  
Standard & Poor's Corporation, 233  
Standard deviation, usage, 254  
Standard Industrial Classification (SIC)  
  code, 1126  
  system, 21, 136  
Statement of Financial Accounting  
  Concepts, 33  
Statement of Financial Accounting  
  Standards (SFAS)  
  authority, 8  
  No. 95, 176  
  No. 128, 150  
  No. 131, 16, 83  
  No. 132, 79  
  No. 133, 279  
  No. 141, 70  
  No. 142, 71  
  No. 149, 279  
  No. 154, 67, 76  
  proposal, 34  
Statement of Position 94-6, 15  
Statistical factor model, 258–259  
Statistics Canada, 21  
Stat-USA, 20, 21  
Stewart III, Bennett G., 199, 201,  
  215, 222  
Stickney, C.P., 190, 191  
Stock, beta, 217  
Stock prices  
  change, 145  
  measure, usage, 197  
  relationship. *See* Dividends  
Stock returns  
  correlation, 153  
  variance, usage, 254  
Stock shares, price  
  equation, 158  
  growth, expectation, 163  
Stockholder equity, statement, 51  
Stowe, John D., 282  
Straight-line depreciation, 44, 75–76  
Strategic direction, 239  
Strategic objectives, 7  
Strohm, Susie, 67  
Structural models, basis, 242  
Strupick, C. David, 176  
Stuffing, 65. *See also* Channel stuffing  
Stumpp, Pamela M., 175  
Substitute products, threat, 200–201  
Summation notation, usage, 159, 160  
Sum-of-the-years' digits methods, 44  
Sunbeam, transactions recording, 65–67  
Suppliers, bargaining power, 200–201  
Supply, sources, 241  
SVA. *See* Shareholder value added  
Systematic risk, 254. *See also* Unsystematic risk  
Tang, Vivki, 143, 144  
Taxable income, 73  
Teitelbaum, Richard, 225  
Tell-tale signs. *See* Companies  
Thakor, Anjan V., 225  
Times-interest-earned ratio, equation,  
  111  
Timing. *See* Information  
Top-down approach, usage, 213  
Torous, Walter N., 247  
Total asset turnover, 117, 242  
  equation, 107  
Total capital investment, 115  
Total debt-to-assets ratio, 240  
  equation, 110  
Total debt-to-equity ratio, equation, 110  
Total risk, 254  
Track record, 239  
Trading activity, 260  
Transactions, historical cost recording, 34  
Transparency, association, 59



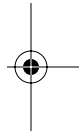


- Treadway Commission, 28  
Treasury stock, 40  
    purchase/sale, 51  
Trump Hotels & Casinos Resorts, Inc.  
    earnings release, 29  
    enforcement action, 146  
Turnover. *See* Accounts receivable;  
    Assets; Inventory  
    ratio, 129  
    estimation, 106  
  
United States accounting, Non-U.S.  
    accounting (contrast), 54  
*United States Securities and Exchange  
Commission v. Kenneth Lay,  
Jeffrey K. Skilling, Richard A.  
Causey*, 72  
*United States v. Arthur Young &  
Co.*, 27  
Units of production. *See* Production  
    units  
Units-of-activity method, 44  
Unqualified opinions, 86  
Unsystematic risk, 254  
Upgrade. *See* Credit rating  
U.S. Bankruptcy Code, 232  
U.S. Bureau of Economic Analysis  
    (BEA), 20, 21  
U.S. Bureau of Labor Statistics, 21  
U.S. Bureau of the Census, 20, 21  
U.S. Central Database (USCEN), 23  
U.S. Department of Commerce, 20  
U.S. drug industry, percentages, 126  
USCEN. *See* U.S. Central Database  
Useful life, 75  
  
Value added. *See* Economic value  
    added; Market value added  
    measures. *See* Economic profit  
Value added measures, 201–203  
    application, challenges, 224  
    examination, 204–222  
    quality, 224–228  
  
Value companies, 167  
Value creation, 205  
Value-adding company, 224  
Value-based metrics, 198  
Value-destroying company, 224  
Value-enhancing projects, 198  
Variance, usage. *See* Stock returns  
VBO. *See* Vested benefit obligation  
Vested benefit obligation (VBO), 80  
Vishny, Robert W., 170  
Volatility, 260  
Voluntary bankruptcy, 232  
Vuolteenaho, Tuomo, 257  
  
Wages/salaries, 39  
*Wall Street Journal*, 23  
Ward, Terry J., 191  
Warranties, impact, 70  
Waste Management  
    restatements, 85  
    scandal, 273–274  
Watts, R., 60  
Weirton Steel, bankruptcy, 191  
Whitten, Donna, 176  
Williams, John Burr, 161  
Wilson, Richard S., 247, 248  
Winn-Dixie  
    bankruptcy, 117  
    FCF, absence, 174–185  
    z-scores, decline, 244  
Working capital, 100. *See also* Net  
    working capital  
    maintenance provisions, 249  
Working capital to total assets ratio,  
    242  
Write-downs, 74–75. *See also* Good-  
    will  
    questions. *See* Inventory  
  
Yahoo!, acquisition costs, 71  
Yahoo! Finance, 126  
  
Zero-beta portfolio, 217

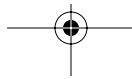


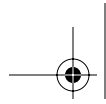
ZETA model, 245  
Zimmerman, J., 60

Zone of ignorance, 243  
Z-scores, reports, 245–246

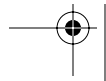
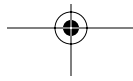


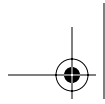
<http://www.pbookshop.com>





<http://www.pbookshop.com>





<http://www.pbookshop.com>

