

## INDEX

- Accountants:  
and understanding Gross Margin, 69–71  
and understanding how your business makes money, 13
- Accounting, hidden inventory in, 46
- Accounts Receivable (A/R):  
and Customer Capital Margin, 97  
and ROI, 49–50, 94–96  
Accounts receivable turnover, 79
- Activity (term), 78
- Ads, blanket, 30
- Advertising:  
and CPM analysis, 114–115  
effectiveness of, 29, 30  
getting more customers with, 140  
to Target More customers, 113–114
- ALR Technologies, 16–17
- Alternative extreme limits, 157
- Ambitions, owners':  
and making money, 5–6  
and purpose of business, 2–5
- A/R, *see* Accounts Receivable
- Asset(s):  
A/R as, 49–50  
calculating investment in, 79  
definition of, 34  
inventory as, 45–49  
investment in, during growth, 54  
and ROI, 36–37, 44–50
- Attrition rate, of customers, 166–167
- Austin, Bill, 6–7
- Avoid! quadrant customers:  
actions for, 111–112  
in CPM, 107–108  
and price increases, 164
- Benefits:  
defining, for your products and services, 179–180  
features vs., 178–179  
problem with not identifying, 181
- Blanket ads, 30
- Bottled water companies, value equation for, 177
- Break-even point, 154, 156–157
- Breaking even, xviii
- Built up revenue, hidden inventory and, 48
- Business(es):  
control of, *see* Control  
determining starting point for your, 62–65, 187–188  
“growing out” of, 40–41  
moneymaking, 19–20  
owners of, *see* Owners

## INDEX

- Business(es): (*Continued*)  
 purpose of, *see* Purpose of  
   business  
   retail, 45, 49  
   service, 45, 116
- Capital Advisor, xiv
- Carl's Jr., 102
- Cash:  
 importance of, 51  
 shortfalls of, 39
- Cash flow, 51–59  
 calculation of, 55  
 for customers, 96–97. *See also*  
   Customer Capital Margin  
 during Death Spiral, 38, 53  
 definition of, 51  
 as element of moneymaking  
   business, 18  
 and Gross Margin, 71–73, 81–85  
 as growth limiter, 53–54  
 improving, 56–59  
 maximizing, 71–72  
 net profit vs., 52–53  
 during Power Spiral, 43–44  
 sources of inflows and outflows  
   in, 52  
 in Triple Overlap, 53  
 worksheet for measuring, 53
- CCM, *see* Customer Capital  
 Margin
- COGS, *see* Cost of Goods Sold
- Commitment, in Found Money  
 system, 8
- Communication, with customers  
 in Cross-Sell quadrant, 112
- Competition:  
 determining potential effect of,  
   123  
 price, 134  
 reasons customers switch to,  
   168–170  
 “shopping” your, 182  
 using Gross Margin to succeed  
   against, 70
- Competitive price analysis, 182
- Consistency, in Found Money  
 system, 9
- Construction industry, A/R in, 50
- Control:  
 of access to business, 102,  
   109–110  
 of business vs. by business,  
   xv–xvii, 12  
 and Gross Margin, 69  
 illusion of, xv–xvi  
 of net profit, 23–31  
 and price pressure, 161–162
- Costs, direct, 73
- Cost of Goods Sold (COGS), 73,  
 116
- Cost/Volume/Profit Analysis  
 (CVPA), 153–157
- CPM, *see* Customer Profitability  
 Map
- Credit, for customers, *see* Accounts  
 Receivable (A/R)
- Credit limits, 50
- Credit references, of new  
 customers, 50
- Cross-selling, 145
- Cross-Sell Potential, 119, 123–125
- Cross-Sell quadrant customers:  
 actions for, 112–113  
 in CPM, 108–109
- Cross-Sell Spread, 124
- Customers, 91–100. *See also related*  
*topics, e.g.:* Customer  
 Profitability Map  
 advertising to, 30  
 applying Triple Overlap to,  
   91–100  
 attracting new, 15–16, 42  
 attrition rate of, 166–167  
 calculating cash flow for,  
   96–100  
 credit limits and references of,  
   50  
 Customer Capital Margin vs.  
   Gross Profit for, 98–100  
 defection of, 164–168  
 discussing additional  
   products/services with,  
   145–147, 149–150  
 getting more, 140–141, 152–153  
 Gross Profit for, 93–94, 99–100  
 increasing frequency of sales to,  
   142–145, 150–152  
 invitation of, to come back,  
   29–30, 143  
 listening to, 28–29  
 moneymaking, 91–93  
 most profitable, 72

## INDEX

- price increases and loss of, 163–165
- and price reductions, 171–172
- referrals from, 29
- Resonance Score for, *see* Resonance Score
- ROI for, 94–96
- Customer advisory sessions, 111
- Customer Capital Margin (CCM), 96–100
  - formula for, 97
  - Gross Profit vs., 98–100
- Customer Profitability Map (CPM), 101–129
  - actions based on, 110–115
  - analysis of, 117–128
  - Avoid! quadrant of, 107–108, 111–112
  - creating your own, 115–117
  - Cross-Sell Potential measure in, 119, 123–125
  - Cross-Sell quadrant of, 108–109, 112–113
  - Hidden Liability quadrant of, 107, 110–111
  - Profit at Risk measure in, 119, 123
  - Profit Replacement Potential measure in, 119, 125–128
  - purpose of, 102–103
  - quadrants of, 106–109
  - Resonance Score in, 105–106
  - Target More quadrant of, 109, 113–114
  - Total Quadrant Weighting measure in, 118–119, 121–122
  - worksheet for creating, 129
- Customer Profitability plot, 104–105
- Customer service issues, attrition and, 169, 171
- CVPA (Cost/Volume/Profit Analysis), 153–157
- Danger Zones, 20
- Death Spiral, 37–42
  - cash flow during, 38, 53
  - and growing out of business, 40–41
  - hidden inventory in, 49
  - marketing during, 42
  - net profit in, 53
  - planned, 37–38
  - Power Spiral vs., 42–44
  - pulling out of, 41–42
- Delivery, free, 136
- Denominator, 36
- Direct costs, 73
- “Eating soup with a fork,” 35
- Economic environment:
  - control of business during changes in, xvi–xvii
  - succeeding in any, 69–70
- Efficiency, measuring, *see* Return on investment (ROI)
- Effort, using Gross Margin to streamline, 73
- Electronic sales, profitability of, 15
- Emerson, Ralph Waldo, 24–25
- Emotional energy, consumed by Avoid! quadrant customers, 125
- The E-Myth, Revisited* (Gerber), 188
- Expectations, of customers in Hidden Liability quadrant, 110–111
- Expenses, and net profit, 22
- Extreme limits, alternative, 157
- Failure (of a business), 11–14
- Features:
  - benefits vs., 178–179
  - defining, for your products and services, 179–180
- Financial institutions, ROI at, 33
- Financial statements:
  - calculating starting point from, 63–65
  - in determination of money made by business, xix
  - and understanding how your business makes money, 13
- Firing, of customers, 112, 125, 127
- FMPCF (Found Money Price Cut Factor), 172–175
- FMRF (Found Money Replacement Factor), 166–168
- Formula(s):
  - for cash flow, 55
  - for Customer Capital Margin, 97
  - for Found Money Gross Profit, 137

## INDEX

- Formula(s): (*Continued*)  
for Gross Margin, 73–74  
for ROI, 34  
for value, 176
- Found Money Break-Even point, 156–157
- Found Money Gross Profit (Formula), 137–139, 157–159
- Found Money Overhead, 156
- Found Money Price Cut Factor (FMPCF), 172–175
- Found Money Replacement Factor (FMRF), 166–168
- Found Money Roadmap, 155–157, 188
- Found Money system:  
keys to success with, 8–10  
purpose of business, 7–10  
starting point for, 187–188  
Triple Overlap in, 19–20
- Free delivery, as marketing tactic, 136
- Frequency, increasing, 29–30, 142–145, 150–152
- Gerber, Michael, 188
- GMS (Gross Margin Support), 80–81
- Gross Margin, 67–86  
applications of, 68–69  
calculating, 87–90  
formula for, 73–74  
Gross Profit vs., 74–75  
owners' and accountants' understanding of, 69–71  
price increase and, 148–149  
in Pricing Strategy, 182, 183  
product comparison based on, 85–86  
and ROI, 79–81  
as ugly duckling of successful business, 71–73
- Gross Margin Analysis, 75–86  
cash flow in, 81–82  
example of, 76–79  
ROI in, 79–81  
Working Capital Margin in, 82–85
- Gross Margin Percentage, 83
- Gross Margin Support (GMS), 80–81
- Gross Profit:  
Customer Capital Margin vs., 98–100  
of customers, 93–94  
and discussing additional products/services with customers, 145–147, 149–150  
Found Money Gross Profit, 137–139, 157–159  
and getting more customers, 140–142, 152–153  
Gross Margin vs., 74–75  
and increasing frequency, 142–145, 150–152  
methods for increasing, 138–153  
and price increases, 148–149, 167  
in Pricing Strategy, 184–185  
and ROI, 40–41, 95–96  
“Growing out of business,” 40–41  
Growth: cash flow as limiter of, 53–59
- Helping others, by making money, 7
- Hidden inventory, 45–49
- Hidden Liability quadrant customers:  
actions for, 110–111  
in CPM, 107
- Hiring, cash flow and, 53, 58–59
- Historical financial results, 70
- Inventory:  
in Customer Capital Margin, 97  
definition of, 46  
hidden, 45–49  
and ROI, 45–49
- Inventory turnover, 79
- Investment:  
as component of ROI, 34, 36–37  
in Found Money system, 8–9  
in hidden inventory, 48
- Investment in assets:  
calculating, 79  
during growth, 54
- Invoices, 56–57
- Leverage:  
creation of, 147–153  
and getting more customers, 141

## INDEX

- Lifestyle:  
  in definition of business failure, 12  
  in Found Money Roadmap, 155  
  goals for, 187–188  
  and Gross Profit, 138  
  and leverage, 139
- Limits:  
  alternative extreme, 157  
  for outstanding accounts, 50
- Listening to customers, net profit and, 28–29
- Loyalty, of customers, 171–172
- Making money:  
  as criterion for business success or failure, 11–13  
  and Danger Zones, 20  
  essential components of, 17–19  
  misconceptions about, 13–17  
  as primary business purpose, 5–7  
  and Triple Overlap, 19–20
- Manufacturing businesses, assets in, 44–45
- Mapsworldwide.com, 17
- Margin, *see* Gross Margin
- Marketing:  
  choosing customers for, 98–100, 102  
  and CPM analysis, 114–115, 118  
  during Death Spirals, 42  
  and Gross Margin, 73  
  making money with, 17  
  and ROI, 95–96  
  to Target More quadrant customers, 113–114  
  and Working Capital Margin, 84
- Marketing Blindness, 131–137
- Markup, Gross Margin vs., 88–90
- Meetings, with Cross-Sell quadrant customers, 112
- Money, making, *see* Making money
- Money-making business, Triple Overlap as key to, 19–20
- Money-making customers, 91–93
- Net profit, 21–31  
  and answering phones, 27–28  
  cash flow vs., 52–53, 55  
  controlling process of, 26–31  
  in Death Spiral vs. Power Spiral, 44  
  definition of, 22–26  
  as element of moneymaking business, 18  
  and inviting customers to come back, 29–31  
  and listening to customers, 28–29  
  and price increases, 162–164  
  as remnant, 25–26  
  and ROI, 34, 36  
  sales growth vs., 54  
  in Triple Overlap, 21–22
- New customers, attracting, 15–16, 42
- Numerator, 36
- Open-mindedness, in Found Money system, 9
- Opportunities, in PSWOT, 184
- Outstanding accounts, limits for, 50
- Outstanding invoices, 56
- Overhead, 154  
  and customer volume, 140, 165  
  Found Money Overhead, 156  
  and Gross Profit, 75  
  planned, 156
- Overwork:  
  and purpose of business, 4  
  and ROI, 35
- Owners:  
  ambitions of, 2–6  
  breaking even for, xviii  
  and business failure, 12  
  control of net profit by, 25–26  
  as price takers, 162  
  relationship between businesses and, xv–xix  
  and understanding how their business makes money, 13–14  
  and understanding of Gross Margin, 69–71  
  wages of, xviii
- Passion, of business owners, 6–7
- Payment terms, setting, 50
- Perceived benefits, in value formula, 176

## INDEX

- Phones, net profit and answering, 27–28
- Planned Death Spiral, 37–38
- Planned overhead, 156
- Power Spiral, 42–44
- Price competition, 134
- Price cuts, 172–175
- Price increases, 147–149, 162–164
- Price-only clients, 114–115
- Price pressure, 161
- Price takers, 162
- Pricing, 161–185
- control over, by listening to customers, 28
  - for customers in Cross-Sell quadrant, 113
  - and Found Money Price Cut Factor, 172–175
  - and Found Money Replacement Factor, 166–168
  - increases in, 145
  - misconceptions about, 168–172
  - and results of customer defection, 164–166
  - traditional thinking about, 161–163
  - and value, 175–181
- Pricing Strategy, 181–185
- Pricing Strategy—competitive price analysis (worksheet), 182
- Pricing Strategy—Gross Margin analysis (worksheet), 183
- Pricing Strengths, Weaknesses, Opportunities, and Threats (PSWOT) analysis, 183–184
- Products:
- applying Triple Overlap to, *see* Gross Margin
  - creating new, 16–17
  - discussing additional, with customers, 145–147, 149–150
  - Gross Margin in comparison of, 85–86
  - planned Death Spiral and launch of, 37–38
- Profit, *see* Gross Profit; Net profit
- Profitability:
- of customers, 15–16, 93–94. *See also* Customer Profitability Map
  - in Gross Margin Analysis, 77–79
  - of product and services, *see* Gross Margin
- Profit at Risk analysis, 119, 123
- Profit hole, 107
- Profit Percentage, for customers, 117
- Profit Replacement Potential, 119, 125–128
- PSWOT (Pricing Strengths, Weaknesses, Opportunities, and Threats) analysis, 183–184
- Purpose of business, 1–10
- and Found Money system, 7–10
  - making money as, 5–7
  - owners' beliefs about, 1–5
- Referrals, from customers, 29
- Remnant, net profit as, 25–26
- Resonance Score(s):
- assigning, 117
  - of Avoid! quadrant customers, 108
  - of Cross-Sell quadrant customers, 108, 109
  - definition of, 105–106
  - of Hidden Liability quadrant customers, 107
  - and resource/time consumption, 121
  - of Target More quadrant customers, 109
  - and value, 178
- Resources:
- leveraging of, 139, 147–153
  - limits on, 119–120
- Retail businesses:
- collection by, 49
  - inventory in, 45
- Return (as component of ROI), 34
- Return on investment (ROI):
- A/R in, 49–50
  - assets in, 44–45

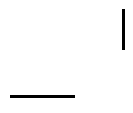
## INDEX

- for customers, 94–96
- and Death Spiral, 37–42
- decrease in, 35
- definition of, 34–35
- as element of moneymaking business, 18
- and Gross Margin, 79–81
- inventory in, 45–49
- mathematics of, 35–37
- and overwork, 35
- and Power Spiral, 42–50
- in Triple Overlap, 33–34
- Revenue:
  - and answering phone, 27–28
  - built up, 48
  - and making money, 14–15
  - and net profit, 22
  - unprofitable increases in, 135–136
- ROI, *see* Return on investment
- Sales, profitability of electronic, 15
- Sales growth, net profit vs., 54
- Sales volume:
  - break-even point for, 154
  - and Cost of Goods Sold, 73
  - in CPM, 115–117
  - in Gross Margin Analysis, 77–78
  - required, for price cut, 172–173
  - unprofitable increases in, 135–136
- Selling to break even, xviii
- Services:
  - applying Triple Overlap to, *see* Gross Margin
  - discussing additional, with customers, 145–147, 149–150
  - finding the most profitable, 72
- Service businesses:
  - assets in, 45
  - CPM for, 116
- Shady clients, 115
- Shopping your competition, 182
- Starbucks, 176
- Starkey Hearing Foundation, 6, 7n.1
- Starkey Laboratories, 6–7
- Statements of account, 56
- Strengths, in PSWOT, 183
- Success, business, 12–13
- Summary number, Gross Profit as, 74
- Target (in Pricing Strategy), 184–185
- Target More quadrant customers:
  - actions for, 113–114
  - in CPM, 109
  - and price increases, 165
- Telephones, net profit and answering, 27–28
- Testing, in Found Money system, 9–10
- Threats, in PSWOT, 184
- Tight cash flows, 53–54
- Total Quadrant Weighing, 118–119, 121–122
- Triple Overlap:
  - cash flow in, 53
  - for customers, 91–100
  - in Found Money system, 19–20
  - Gross Margin in analysis of, 67
  - net profit in, 21–22
  - for products and services, 85–86.  
*See also* Gross Margin
  - ROI in, 33–34
  - starting point of your business in terms of, 62–65
  - worksheet for, 63
- Up-selling, 145
- Value:
  - benefits as basis of, 178–181
  - formula for, 176
  - and pricing, 175–181
  - and Resonance Score, 178
  - worksheet for, 180
- Volume, sales, *see* Sales volume
- Volumitis, 132–137
- Wages, of business owners, xviii
- WCM, *See* Working Capital Margin

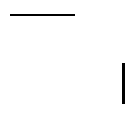
INDEX

- Weaknesses, in PSWOT, 183
- Wealth, destruction of, xviii
- Working Capital Margin (WCM), 82–85, 97
- Worksheets:
  - Customer Profitability Map, 129
  - Pricing Strategy—competitive price analysis, 182
  - Pricing Strategy—Gross Margin analysis, 183
  - for PSWOT, 184
  - Your Cash Flow calculation, 64
  - Your features and benefits, 180
  - Your Triple Overlap, 63
  - www.foundmoneybook.com, 34
  - XM Satellite Radio Holdings Inc., 14–15
  - Yellow Pages, 114
  - Your Cash Flow calculation worksheet, 63
  - Your features and benefits worksheet, 180
  - Your Triple Overlap worksheet, 63

<http://www.pbookshop.com>



<http://www.pbookshop.com>






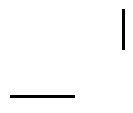
<http://www.pbookshop.com>





<http://www.pbookshop.com>





<http://www.pbookshop.com>

